

**General Information**

**Service Consumption**  
 403 Annual Unlinked Trips (UPT)

**Service Supplied**  
 11,572 Annual Vehicle Revenue Miles (VRM)  
 456 Annual Vehicle Revenue Hours (VRH)

**Summary of Operating Expenses (OE)**  
 \$69,214 Total Operating Expenses

**Database Information**  
 NTDID: 8R02-88303  
 Reporter Type: Rural General Public Transit  
 Asset Type: Tier II  
 Sponsor NTDID: 8R02

**Assets**

Revenue Vehicles	1
Service Vehicles	-
Facilities	-

**Financial Information**

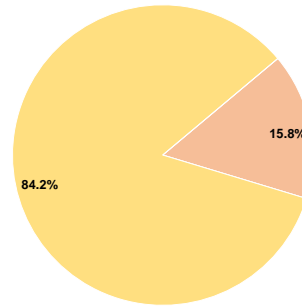
**Sources of Operating Funds Expended**

Fare Revenues	\$0	0.0%
Local Funds	\$10,929	15.8%
State Funds	\$0	0.0%
Federal Assistance	\$58,285	84.2%
Other Funds	\$0	0.0%
<b>Total Operating Funds Expended</b>	<b>\$69,214</b>	<b>100.0%</b>

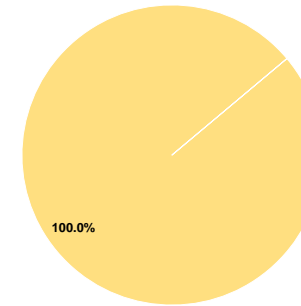
**Sources of Capital Funds Expended**

Fare Revenues	\$0	0.0%
Local Funds	\$0	0.0%
State Funds	\$0	0.0%
Federal Assistance	\$39,825	100.0%
Other Funds	\$0	0.0%
<b>Total Capital Funds Expended</b>	<b>\$39,825</b>	<b>100.0%</b>

**Operating Funding Sources**



**Capital Funding Sources**



**Performance Measure Targets - 2022**

Performance Measure - Asset Type - Target % not in State of Good Repair  
 Facility - Administrative / Maintenance Facilities - 0%  
 Facility - Passenger / Parking Facilities - 0%  
 Rolling Stock - AO - Automobile - 100%  
 Rolling Stock - BU - Bus - 2%  
 Rolling Stock - CU - Cutaway - 36%  
 Rolling Stock - MV - Minivan - 15%  
 Rolling Stock - SB - School Bus - 100%  
 Rolling Stock - SV - Sports Utility Vehicle - 0%  
 Rolling Stock - VN - Van - 40%

**Modal Characteristics**

**Operation Characteristics**

**Vehicles Operated at Maximum Service**

Mode	Directly Operated	Purchased Transportation	Operating Expenses	Fare Revenues	Uses of Capital Funds	Annual Unlinked Trips	Annual Vehicle Revenue Miles	Annual Vehicle Revenue Hours
Demand Response	1	-	\$69,214	\$0	\$39,825	403	11,572	456
<b>Total</b>	<b>1</b>	<b>-</b>	<b>\$69,214</b>	<b>\$0</b>	<b>\$39,825</b>	<b>403</b>	<b>11,572</b>	<b>456</b>

**Performance Measures**

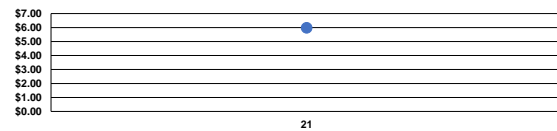
**Service Efficiency**

Mode	Operating Expenses per Vehicle Revenue Mile	Operating Expenses per Vehicle Revenue Hour
Demand Response	\$5.98	\$151.79
<b>Total</b>	<b>\$5.98</b>	<b>\$151.79</b>

**Service Effectiveness**

Mode	Operating Expenses per Unlinked Passenger Trip	Unlinked Trips per Vehicle Revenue Mile	Unlinked Trips per Vehicle Revenue Hour
Demand Response	\$171.75	0.0	0.9
<b>Total</b>	<b>\$171.75</b>	<b>0.0</b>	<b>0.9</b>

Operating Expense per Vehicle Revenue Mile: Agency Total



Unlinked Passenger Trips per Vehicle Revenue Mile: Agency Total

