

**General Information**

**Service Consumption**

35,842 Annual Unlinked Trips (UPT)

**Service Supplied**

127,103 Annual Vehicle Revenue Miles (VRM)  
 12,583 Annual Vehicle Revenue Hours (VRH)

**Summary of Operating Expenses (OE)**

\$700,855 Total Operating Expenses

**Database Information**

NTDID: 8R03-80124  
 Reporter Type: Rural General Public Transit  
 Asset Type: Tier II  
 Sponsor NTDID: 8R03

**Assets**

Revenue Vehicles 12  
 Service Vehicles -  
 Facilities 1

**Financial Information**

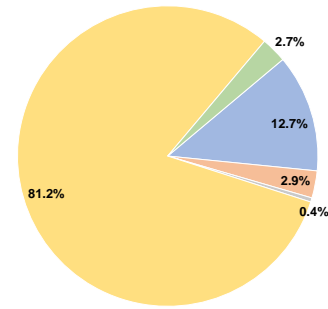
**Sources of Operating Funds Expended**

Fare Revenues	\$88,948	12.7%
Local Funds	\$20,475	2.9%
State Funds	\$3,153	0.4%
Federal Assistance	\$569,051	81.2%
Other Funds	\$19,228	2.7%
<b>Total Operating Funds Expended</b>	<b>\$700,855</b>	<b>100.0%</b>

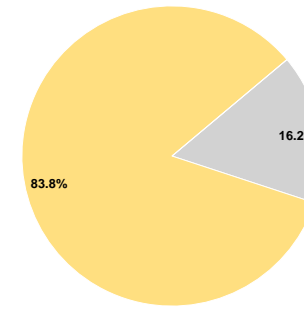
**Sources of Capital Funds Expended**

Fare Revenues	\$0	0.0%
Local Funds	\$0	0.0%
State Funds	\$34,672	16.2%
Federal Assistance	\$179,791	83.8%
Other Funds	\$0	0.0%
<b>Total Capital Funds Expended</b>	<b>\$214,463</b>	<b>100.0%</b>

**Operating Funding Sources**



**Capital Funding Sources**



**Performance Measure Targets - 2022**

Performance Measure - Asset Type - Target % not in State of Good Repair  
 Equipment - Trucks and other Rubber Tire Vehicles - 0%  
 Facility - Administrative / Maintenance Facilities - 0%  
 Facility - Passenger / Parking Facilities - 0%  
 Rolling Stock - AO - Automobile - 0%  
 Rolling Stock - BU - Bus - 24%  
 Rolling Stock - CU - Cutaway - 28%  
 Rolling Stock - MV - Minivan - 31%  
 Rolling Stock - SV - Sports Utility Vehicle - 33%  
 Rolling Stock - VN - Van - 23%

**Modal Characteristics**

**Operation Characteristics**

**Vehicles Operated at Maximum Service**

Mode	Directly Operated	Purchased Transportation	Operating Expenses	Fare Revenues	Uses of Capital Funds	Annual Unlinked Trips	Annual Vehicle Revenue Miles	Annual Vehicle Revenue Hours
Demand Response	9	-	\$700,855	\$88,948	\$214,463	35,842	127,103	12,583
<b>Total</b>	<b>9</b>	<b>-</b>	<b>\$700,855</b>	<b>\$88,948</b>	<b>\$214,463</b>	<b>35,842</b>	<b>127,103</b>	<b>12,583</b>

**Performance Measures**

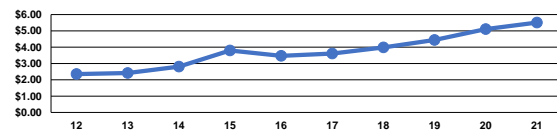
**Service Efficiency**

Mode	Operating Expenses per Vehicle Revenue Mile	Operating Expenses per Vehicle Revenue Hour
Demand Response	\$5.51	\$55.70
<b>Total</b>	<b>\$5.51</b>	<b>\$55.70</b>

**Service Effectiveness**

Mode	Operating Expenses per Unlinked Passenger Trip	Unlinked Trips per Vehicle Revenue Mile	Unlinked Trips per Vehicle Revenue Hour
Demand Response	\$19.55	0.3	2.8
<b>Total</b>	<b>\$19.55</b>	<b>0.3</b>	<b>2.8</b>

Operating Expense per Vehicle Revenue Mile: Agency Total



Unlinked Passenger Trips per Vehicle Revenue Mile: Agency Total

