

**General Information**

**Service Consumption**

5,493 Annual Unlinked Trips (UPT)

**Service Supplied**

12,341 Annual Vehicle Revenue Miles (VRM)  
2,151 Annual Vehicle Revenue Hours (VRH)

**Summary of Operating Expenses (OE)**

\$65,766 Total Operating Expenses

**Database Information**

NTDID: 8R05-80278  
Reporter Type: Rural General Public Transit  
Asset Type: Tier II  
Sponsor NTDID: 8R05

**Assets**

Revenue Vehicles 6  
Service Vehicles -  
Facilities -

**Financial Information**

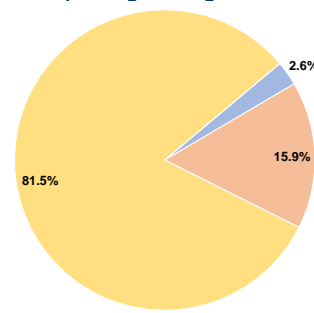
**Sources of Operating Funds Expended**

Fare Revenues	\$1,739	2.6%
Local Funds	\$10,438	15.9%
State Funds	\$0	0.0%
Federal Assistance	\$53,589	81.5%
Other Funds	\$0	0.0%
<b>Total Operating Funds Expended</b>	<b>\$65,766</b>	<b>100.0%</b>

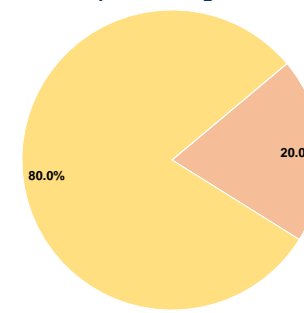
**Sources of Capital Funds Expended**

Fare Revenues	\$0	0.0%
Local Funds	\$15,203	20.0%
State Funds	\$0	0.0%
Federal Assistance	\$60,812	80.0%
Other Funds	\$0	0.0%
<b>Total Capital Funds Expended</b>	<b>\$76,015</b>	<b>100.0%</b>

**Operating Funding Sources**



**Capital Funding Sources**



**Performance Measure Targets - 2022**

- Performance Measure - Asset Type - Target % not in State of Good Repair
- Equipment - Automobiles - 100%
- Equipment - Trucks and other Rubber Tire Vehicles - 100%
- Facility - Administrative / Maintenance Facilities - 0%
- Rolling Stock - AO - Automobile - 65%
- Rolling Stock - BU - Bus - 45%
- Rolling Stock - CU - Cutaway - 45%
- Rolling Stock - MV - Minivan - 35%
- Rolling Stock - SV - Sports Utility Vehicle - 50%
- Rolling Stock - VN - Van - 15%

**Modal Characteristics**

**Operation Characteristics**

**Vehicles Operated at Maximum Service**

Mode	Directly Operated	Purchased Transportation	Operating Expenses	Fare Revenues	Uses of Capital Funds	Annual Unlinked Trips	Annual Vehicle Revenue Miles	Annual Vehicle Revenue Hours
Demand Response	5	-	\$65,766	\$1,739	\$76,015	5,493	12,341	2,151
<b>Total</b>	<b>5</b>	<b>-</b>	<b>\$65,766</b>	<b>\$1,739</b>	<b>\$76,015</b>	<b>5,493</b>	<b>12,341</b>	<b>2,151</b>

**Performance Measures**

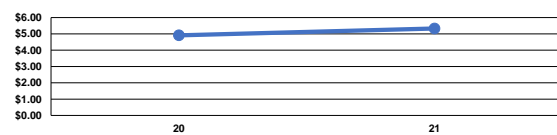
**Service Efficiency**

Mode	Operating Expenses per Vehicle Revenue Mile	Operating Expenses per Vehicle Revenue Hour
Demand Response	\$5.33	\$30.57
<b>Total</b>	<b>\$5.33</b>	<b>\$30.57</b>

**Service Effectiveness**

Mode	Operating Expenses per Unlinked Passenger Trip	Unlinked Trips per Vehicle Revenue Mile	Unlinked Trips per Vehicle Revenue Hour
Demand Response	\$11.97	0.4	2.6
<b>Total</b>	<b>\$11.97</b>	<b>0.4</b>	<b>2.6</b>

Operating Expense per Vehicle Revenue Mile: Agency Total



Unlinked Passenger Trips per Vehicle Revenue Mile: Agency Total

