

**General Information**

**Service Consumption**

8,930 Annual Unlinked Trips (UPT)

**Service Supplied**

50,931 Annual Vehicle Revenue Miles (VRM)  
 2,794 Annual Vehicle Revenue Hours (VRH)

**Summary of Operating Expenses (OE)**

\$82,757 Total Operating Expenses

**Database Information**

NTDID: 8R05-80288  
 Reporter Type: Rural General Public Transit  
 Asset Type: Tier II  
 Sponsor NTDID: 8R05

**Assets**

Revenue Vehicles 10  
 Service Vehicles -  
 Facilities 1

**Financial Information**

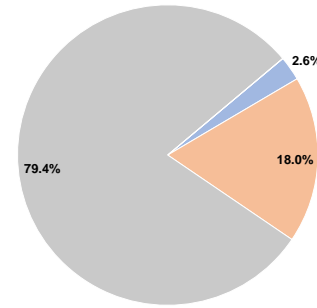
**Sources of Operating Funds Expended**

Fare Revenues	\$2,181	2.6%
Local Funds	\$14,880	18.0%
State Funds	\$65,696	79.4%
Federal Assistance	\$0	0.0%
Other Funds	\$0	0.0%
<b>Total Operating Funds Expended</b>	<b>\$82,757</b>	<b>100.0%</b>

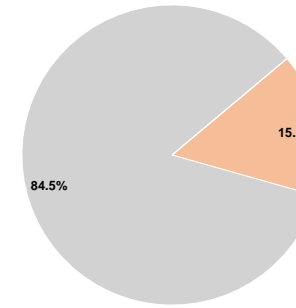
**Sources of Capital Funds Expended**

Fare Revenues	\$0	0.0%
Local Funds	\$7,000	15.5%
State Funds	\$38,173	84.5%
Federal Assistance	\$0	0.0%
Other Funds	\$0	0.0%
<b>Total Capital Funds Expended</b>	<b>\$45,173</b>	<b>100.0%</b>

**Operating Funding Sources**



**Capital Funding Sources**



**Performance Measure Targets - 2022**

Performance Measure - Asset Type - Target % not in State of Good Repair  
 Equipment - Automobiles - 100%  
 Equipment - Trucks and other Rubber Tire Vehicles - 100%  
 Facility - Administrative / Maintenance Facilities - 0%  
 Rolling Stock - AO - Automobile - 65%  
 Rolling Stock - BU - Bus - 45%  
 Rolling Stock - CU - Cutaway - 45%  
 Rolling Stock - MV - Minivan - 35%  
 Rolling Stock - SV - Sports Utility Vehicle - 50%  
 Rolling Stock - VN - Van - 15%

**Modal Characteristics**

**Operation Characteristics**

**Vehicles Operated at Maximum Service**

Mode	Directly Operated	Purchased Transportation	Operating Expenses	Fare Revenues	Uses of Capital Funds	Annual Unlinked Trips	Annual Vehicle Revenue Miles	Annual Vehicle Revenue Hours
Demand Response	8	-	\$82,757	\$2,181	\$45,173	8,930	50,931	2,794
<b>Total</b>	<b>8</b>	<b>-</b>	<b>\$82,757</b>	<b>\$2,181</b>	<b>\$45,173</b>	<b>8,930</b>	<b>50,931</b>	<b>2,794</b>

**Performance Measures**

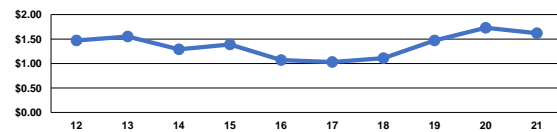
**Service Efficiency**

Mode	Operating Expenses per Vehicle Revenue Mile	Operating Expenses per Vehicle Revenue Hour
Demand Response	\$1.62	\$29.62
<b>Total</b>	<b>\$1.62</b>	<b>\$29.62</b>

**Service Effectiveness**

Mode	Operating Expenses per Unlinked Passenger Trip	Unlinked Trips per Vehicle Revenue Mile	Unlinked Trips per Vehicle Revenue Hour
Demand Response	\$9.27	0.2	3.2
<b>Total</b>	<b>\$9.27</b>	<b>0.2</b>	<b>3.2</b>

Operating Expense per Vehicle Revenue Mile: Agency Total



Unlinked Passenger Trips per Vehicle Revenue Mile: Agency Total

