

**General Information**

**Service Consumption**

10,177 Annual Unlinked Trips (UPT)

**Service Supplied**

56,791 Annual Vehicle Revenue Miles (VRM)  
 2,601 Annual Vehicle Revenue Hours (VRH)

**Summary of Operating Expenses (OE)**

\$106,505 Total Operating Expenses

**Database Information**

NTDID: 8R05-80293  
 Reporter Type: Rural General Public Transit  
 Asset Type: Tier II  
 Sponsor NTDID: 8R05

**Assets**

Revenue Vehicles 18  
 Service Vehicles -  
 Facilities 1

**Financial Information**

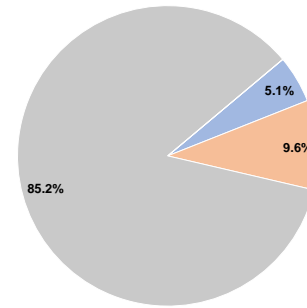
**Sources of Operating Funds Expended**

Fare Revenues	\$5,441	5.1%
Local Funds	\$10,272	9.6%
State Funds	\$90,792	85.2%
Federal Assistance	\$0	0.0%
Other Funds	\$0	0.0%
<b>Total Operating Funds Expended</b>	<b>\$106,505</b>	<b>100.0%</b>

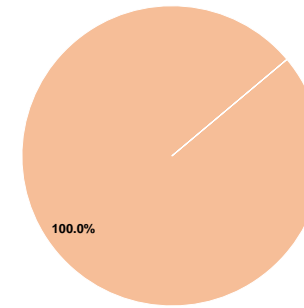
**Sources of Capital Funds Expended**

Fare Revenues	\$0	0.0%
Local Funds	\$43,500	100.0%
State Funds	\$0	0.0%
Federal Assistance	\$0	0.0%
Other Funds	\$0	0.0%
<b>Total Capital Funds Expended</b>	<b>\$43,500</b>	<b>100.0%</b>

**Operating Funding Sources**



**Capital Funding Sources**



**Performance Measure Targets - 2022**

Performance Measure - Asset Type - Target % not in State of Good Repair  
 Equipment - Automobiles - 100%  
 Equipment - Trucks and other Rubber Tire Vehicles - 100%  
 Facility - Administrative / Maintenance Facilities - 0%  
 Rolling Stock - AO - Automobile - 65%  
 Rolling Stock - BU - Bus - 45%  
 Rolling Stock - CU - Cutaway - 45%  
 Rolling Stock - MV - Minivan - 35%  
 Rolling Stock - SV - Sports Utility Vehicle - 50%  
 Rolling Stock - VN - Van - 15%

**Modal Characteristics**

**Operation Characteristics**

**Vehicles Operated at Maximum Service**

Mode	Directly Operated	Purchased Transportation	Operating Expenses	Fare Revenues	Uses of Capital Funds	Annual Unlinked Trips	Annual Vehicle Revenue Miles	Annual Vehicle Revenue Hours
Demand Response	12	-	\$106,505	\$5,441	\$43,500	10,177	56,791	2,601
<b>Total</b>	<b>12</b>	<b>-</b>	<b>\$106,505</b>	<b>\$5,441</b>	<b>\$43,500</b>	<b>10,177</b>	<b>56,791</b>	<b>2,601</b>

**Performance Measures**

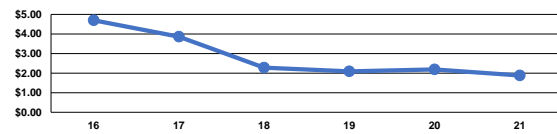
**Service Efficiency**

Mode	Operating Expenses per Vehicle Revenue Mile	Operating Expenses per Vehicle Revenue Hour
Demand Response	\$1.88	\$40.95
<b>Total</b>	<b>\$1.88</b>	<b>\$40.95</b>

**Service Effectiveness**

Mode	Operating Expenses per Unlinked Passenger Trip	Unlinked Trips per Vehicle Revenue Mile	Unlinked Trips per Vehicle Revenue Hour
Demand Response	\$10.47	0.2	3.9
<b>Total</b>	<b>\$10.47</b>	<b>0.2</b>	<b>3.9</b>

Operating Expense per Vehicle Revenue Mile: Agency Total



Unlinked Passenger Trips per Vehicle Revenue Mile: Agency Total

