

General Information

Federally Recognized Tribal Statistical Areas

Reno-Sparks Indian Colony and Off-Reservation Trust Land, NV

Service Consumption

3,779 Annual Unlinked Trips (UPT)

Service Supplied

59,676 Annual Vehicle Revenue Miles (VRM)
3,520 Annual Vehicle Revenue Hours (VRH)

Database Information

NTDID: 90011
Reporter Type: Tribal Reporter

Asset Type: Tier II
Sponsor NTDID:

Financial Information

Sources of Operating Funds Expended

Fare Revenues	\$0	0.0%
Local Funds	\$136,234	86.7%
State Funds	\$0	0.0%
Federal Assistance	\$20,841	13.3%
Other Funds	\$0	0.0%
Total Operating Funds Expended	\$157,075	100.0%

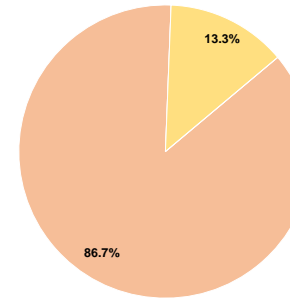
Sources of Capital Funds Expended

Fare Revenues	\$0	0.0%
Local Funds	\$0	0.0%
State Funds	\$0	0.0%
Federal Assistance	\$129,578	100.0%
Other Funds	\$0	0.0%
Total Capital Funds Expended	\$129,578	100.0%

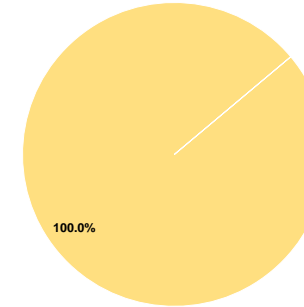
Assets

Revenue Vehicles	6
Service Vehicles	0
Facilities	0

Operating Funding Sources



Capital Funding Sources



Performance Measure Targets - 2022

Performance Measure - Asset Type - Target % not in State of Good Repair
Rolling Stock - CU - Cutaway - 60%
Rolling Stock - VN - Van - 100%

Modal Characteristics

Operation Characteristics

Vehicles Operated at Maximum Service

Mode	Directly Operated	Purchased Transportation	Operating Expenses	Fare Revenues	Uses of Capital Funds	Annual Unlinked Trips	Annual Vehicle Revenue Miles	Annual Vehicle Revenue Hours	Average Fleet Age in Years ^a
Bus	2	-	\$157,075	\$0	\$129,578	3,779	59,676	3,520	10.0
Total	2	-	\$157,075	\$0	\$129,578	3,779	59,676	3,520	

Performance Measures

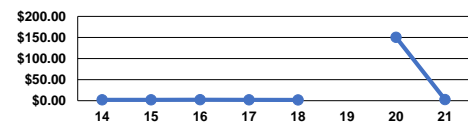
Service Efficiency

Mode	Operating Expenses per Vehicle Revenue Mile	Operating Expenses per Vehicle Revenue Hour
Bus	\$2.63	\$44.62
Total	\$2.63	\$44.62

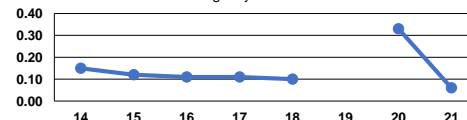
Service Effectiveness

Mode	Operating Expenses per Unlinked Passenger Trip	Unlinked Trips per Vehicle Revenue Mile	Unlinked Trips per Vehicle Revenue Hour
Bus	\$41.57	0.1	1.1
Total	\$41.57	0.1	1.1

Operating Expense per Vehicle Revenue Mile: Agency Total



Unlinked Passenger Trips per Vehicle Revenue Mile: Agency Total



Notes:

^aDemand Response - Taxi (DR/TX) and non-dedicated fleets do not report fleet age data.