

**General Information**

**Urbanized Area (UZA) Statistics - 2010 Census**

Thousand Oaks, CA  
 86 **Square Miles**  
 214,811 **Population**  
 168 **Pop. Rank out of 498 UZAs**

**Other UZAs Served**

254 Simi Valley, CA, 0 California Non-UZA, 2 Los Angeles-Long Beach-Anaheim, CA, 386 Camarillo, CA

**Service Area Statistics**

167 **Square Miles**  
 424,048 **Population**

**Service Consumption**

87,753 **Annual Unlinked Trips (UPT)**

**Service Supplied**

605,600 **Annual Vehicle Revenue Miles (VRM)**  
 36,699 **Annual Vehicle Revenue Hours (VRH)**

**Database Information**

NTDID: 90165 **Asset Type:** Tier II  
**Reporter Type:** Reduced Reporter **Sponsor NTDID:** A0005

**Financial Information**

**Sources of Operating Funds Expended**

Fare Revenues	\$0	0.0%
Local Funds	\$0	0.0%
State Funds	\$1,855,847	27.1%
Federal Assistance	\$3,193,598	46.6%
Other Funds	\$1,800,034	26.3%
<b>Total Operating Funds Expended</b>	<b>\$6,849,479</b>	<b>100.0%</b>

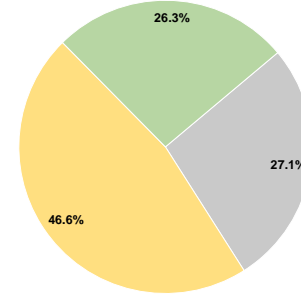
**Sources of Capital Funds Expended**

Fare Revenues	\$0	0.0%
Local Funds	\$0	0.0%
State Funds	\$759,731	75.8%
Federal Assistance	\$242,481	24.2%
Other Funds	\$0	0.0%
<b>Total Capital Funds Expended</b>	<b>\$1,002,212</b>	<b>100.0%</b>

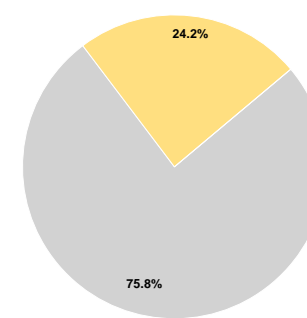
**Assets**

<b>Revenue Vehicles</b>	<b>36</b>
<b>Service Vehicles</b>	<b>2</b>
<b>Facilities</b>	<b>9</b>

**Operating Funding Sources**



**Capital Funding Sources**



**Performance Measure Targets - 2022**

Performance Measure - Asset Type - Target % not in State of Good Repair  
 Equipment - Automobiles - 25%  
 Equipment - Trucks and other Rubber Tire Vehicles - 0%  
 Facility - Administrative / Maintenance Facilities - 0%  
 Facility - Passenger / Parking Facilities - 0%  
 Rolling Stock - BR - Over-the-road Bus - 10%  
 Rolling Stock - BU - Bus - 10%  
 Rolling Stock - CU - Cutaway - 10%  
 Rolling Stock - MV - Minivan - 10%

**Modal Characteristics**

**Operation Characteristics**

**Vehicles Operated at Maximum Service**

Mode	Directly Operated	Purchased Transportation	Operating Expenses	Fare Revenues	Uses of Capital Funds	Annual Unlinked Trips	Annual Vehicle Revenue Miles	Annual Vehicle Revenue Hours	Average Fleet Age in Years <sup>a</sup>
Demand Response	-	13 <sup>2</sup>	\$2,180,633 <sup>2</sup>	\$0	\$680,251 <sup>2</sup>	36,362	309,534	17,686	2.5
Bus	-	5 <sup>2</sup>	\$3,318,834 <sup>2</sup>	\$0	\$321,961 <sup>2</sup>	51,391	296,066	19,013	6.3
<b>Total</b>	-	<b>18</b>	<b>\$5,499,467</b>	<b>\$0</b>	<b>\$1,002,212</b>	<b>87,753</b>	<b>605,600</b>	<b>36,699</b>	

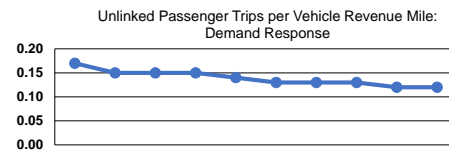
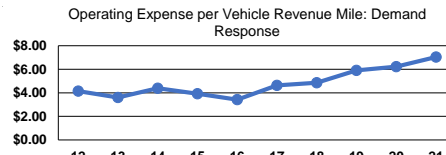
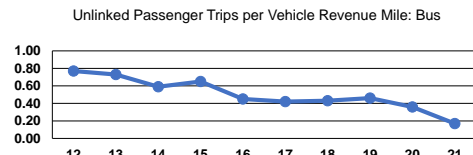
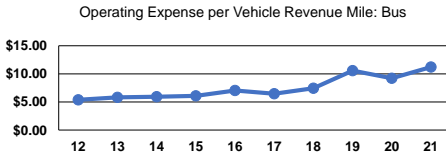
**Performance Measures**

**Service Efficiency**

Mode	Operating Expenses per Vehicle Revenue Mile	Operating Expenses per Vehicle Revenue Hour
Demand Response	\$7.04	\$123.30
Bus	\$11.21	\$174.56
<b>Total</b>	<b>\$9.08</b>	<b>\$149.85</b>

**Service Effectiveness**

Mode	Operating Expenses per Unlinked Passenger Trip	Unlinked Trips per Vehicle Revenue Mile	Unlinked Trips per Vehicle Revenue Hour
Demand Response	\$59.97	0.1	2.1
Bus	\$64.58	0.2	2.7
<b>Total</b>	<b>\$62.67</b>	<b>0.1</b>	<b>2.4</b>



**Notes:**

- <sup>a</sup>Demand Response - Taxi (DR/TX) and non-dedicated fleets do not report fleet age data.
- <sup>1</sup>Excludes data for purchased transportation filed separately.
- <sup>2</sup>Includes data for a contract with another reporter.
- \*This agency has a purchased transportation relationship in which they sell service to City of Westlake Village (NTDID: Entity that Does Not Report to NTD), and in which the data are captured in this report for mode DR/PT.
- \*This agency has a purchased transportation relationship in which they sell service to East County Transit Alliance (NTDID: Entity that Does Not Report to NTD), and in which the data are captured in this report for mode DR/PT.
- \*This agency has a purchased transportation relationship in which they sell service to City of Moorpark (NTDID: 90227), and in which the data are captured in this report for mode DR/PT.
- \*This agency has a purchased transportation relationship in which they sell service to County of Ventura (NTDID: 90298), and in which the data are captured in this report for mode DR/PT.
- \*This agency has a purchased transportation relationship in which they sell service to City of Agoura Hills (NTDID: 90246), and in which the data are captured in another report for mode DR/PT.
- \*This agency has a purchased transportation relationship in which they buy service from MV Transportation (NTDID: Entity that Does Not Report to NTD), and in which the data are captured in this report for mode DR/PT.
- \*This agency has a purchased transportation relationship in which they sell service to County of Ventura (NTDID: 90298), and in which the data are captured in another report for mode MB/PT.
- \*This agency has a purchased transportation relationship in which they sell service to City of Moorpark (NTDID: 90227), and in which the data are captured in another report for mode MB/PT.
- \*This agency has a purchased transportation relationship in which they buy service from MV Transportation (NTDID: Entity that Does Not Report to NTD), and in which the data are captured in this report for mode MB/PT.

