

General Information

Urbanized Area (UZA) Statistics - 2010 Census

Los Angeles-Long Beach-Anaheim, CA
 1,736 Square Miles
 12,150,996 Population
 2 Pop. Rank out of 498 UZAs

Service Area Statistics

25 Square Miles
 10,654 Population

Service Consumption

587 Annual Unlinked Trips (UPT)

Service Supplied

4,972 Annual Vehicle Revenue Miles (VRM)
 221 Annual Vehicle Revenue Hours (VRH)

Database Information

NTDID: 90282
 Reporter Type: Reduced Reporter
 Asset Type: Tier II
 Sponsor NTDID:

Financial Information

Sources of Operating Funds Expended

Fare Revenues	\$2,122	2.7%
Local Funds	\$77,342	97.3%
State Funds	\$0	0.0%
Federal Assistance	\$0	0.0%
Other Funds	\$0	0.0%
Total Operating Funds Expended	\$79,464	100.0%

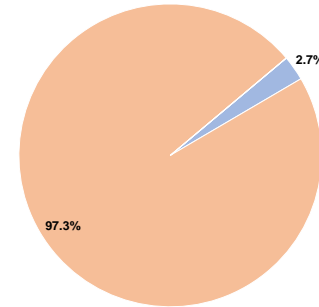
Sources of Capital Funds Expended

Fare Revenues	\$0
Local Funds	\$0
State Funds	\$0
Federal Assistance	\$0
Other Funds	\$0
Total Capital Funds Expended	\$0

Assets

Revenue Vehicles	6
Service Vehicles	0
Facilities	0

Operating Funding Sources



Performance Measure Targets - 2022

Performance Measure - Asset Type - Target % not in State of Good Repair

Modal Characteristics

Operation Characteristics

Vehicles Operated at Maximum Service

Mode	Directly Operated	Purchased Transportation	Operating Expenses	Fare Revenues	Uses of Capital Funds	Annual Unlinked Trips	Annual Vehicle Revenue Miles	Annual Vehicle Revenue Hours	Average Fleet Age in Years ^a
Demand Response	-	2 ¹	\$56,694 ¹	\$2,122	\$0 ¹	587	4,972	221	0.0
Total	-	2	\$56,694	\$2,122	\$0	587	4,972	221	

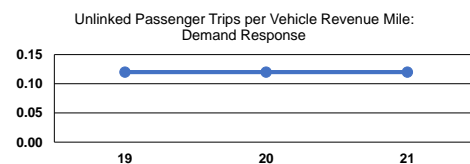
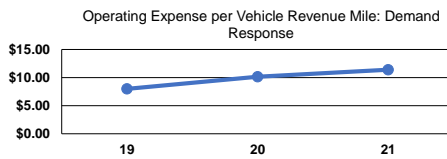
Performance Measures

Service Efficiency

Mode	Operating Expenses per Vehicle Revenue Mile	Operating Expenses per Vehicle Revenue Hour
Demand Response	\$11.40	\$256.53
Total	\$11.40	\$256.53

Service Effectiveness

Mode	Operating Expenses per Unlinked Passenger Trip	Unlinked Trips per Vehicle Revenue Mile	Unlinked Trips per Vehicle Revenue Hour
Demand Response	\$96.58	0.1	2.7
Total	\$96.58	0.1	2.7



Notes:

^aDemand Response - Taxi (DR/TX) and non-dedicated fleets do not report fleet age data.

¹Includes data for a contract with another reporter.

*This agency has a purchased transportation relationship in which they buy service from Ventura Transit System, Inc. (NTDID: Entity that Does Not Report to NTD), and in which the data are captured in this report for mode DR/PT.