

**General Information**

**Urbanized Area (UZA) Statistics - 2010 Census**

Tucson, AZ  
 353 Square Miles  
 843,168 Population  
 52 Pop. Rank out of 498 UZAs

**Other UZAs Served**

0 Arizona Non-UZA

**Service Area Statistics**

9,189 Square Miles  
 1,023,000 Population

**Service Consumption**

175,029 Annual Unlinked Trips (UPT)

**Service Supplied**

1,541,623 Annual Vehicle Revenue Miles (VRM)  
 81,374 Annual Vehicle Revenue Hours (VRH)

**Database Information**

NTDID: 91122  
 Reporter Type: Reduced Reporter

Asset Type: Tier II  
 Sponsor NTDID: A0021

**Financial Information**

**Sources of Operating Funds Expended**

Fare Revenues	\$13,407	0.2%
Local Funds	\$4,023,933	68.5%
State Funds	\$0	0.0%
Federal Assistance	\$1,839,799	31.3%
Other Funds	\$0	0.0%
<b>Total Operating Funds Expended</b>	<b>\$5,877,139</b>	<b>100.0%</b>

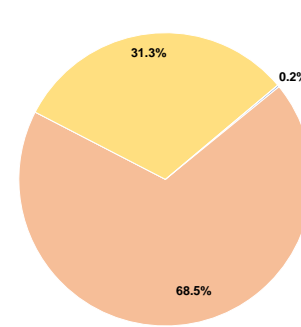
**Sources of Capital Funds Expended**

Fare Revenues	\$0	0.0%
Local Funds	\$139,556	17.6%
State Funds	\$0	0.0%
Federal Assistance	\$651,152	82.4%
Other Funds	\$0	0.0%
<b>Total Capital Funds Expended</b>	<b>\$790,708</b>	<b>100.0%</b>

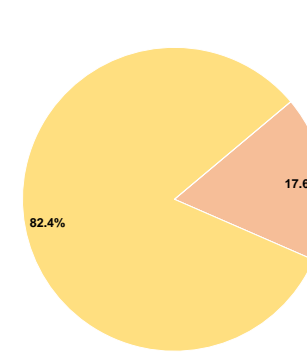
**Assets**

Revenue Vehicles	49
Service Vehicles	0
Facilities	0

**Operating Funding Sources**



**Capital Funding Sources**



**Performance Measure Targets - 2022**

Performance Measure - Asset Type - Target % not in State of Good Repair  
 Equipment - Automobiles - 5%  
 Facility - Administrative / Maintenance Facilities - 0%  
 Rolling Stock - BU - Bus - 10%  
 Rolling Stock - CU - Cutaway - 10%  
 Rolling Stock - MV - Minivan - 5%  
 Rolling Stock - VN - Van - 0%

**Modal Characteristics**

**Operation Characteristics**

**Vehicles Operated at Maximum Service**

Mode	Directly Operated	Purchased Transportation	Operating Expenses	Fare Revenues	Uses of Capital Funds	Annual Unlinked Trips	Annual Vehicle Revenue Miles	Annual Vehicle Revenue Hours	Average Fleet Age in Years <sup>a</sup>
Demand Response	-	14 <sup>1</sup>	\$3,473,333 <sup>1</sup>	\$0	\$0 <sup>1</sup>	82,766	763,591	42,176	4.8
Bus	-	14 <sup>1</sup>	\$2,122,358 <sup>1</sup>	\$13,407	\$790,708 <sup>1</sup>	92,263	778,032	39,198	3.0
<b>Total</b>	<b>-</b>	<b>28</b>	<b>\$5,595,691</b>	<b>\$13,407</b>	<b>\$790,708</b>	<b>175,029</b>	<b>1,541,623</b>	<b>81,374</b>	

**Performance Measures**

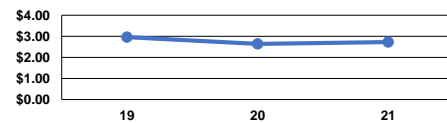
**Service Efficiency**

Mode	Operating Expenses per Vehicle Revenue Mile	Operating Expenses per Vehicle Revenue Hour
Demand Response	\$4.55	\$82.35
Bus	\$2.73	\$54.14
<b>Total</b>	<b>\$3.63</b>	<b>\$68.77</b>

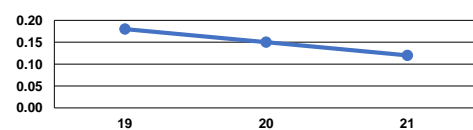
**Service Effectiveness**

Mode	Operating Expenses per Unlinked Passenger Trip	Unlinked Trips per Vehicle Revenue Mile	Unlinked Trips per Vehicle Revenue Hour
Demand Response	\$41.97	0.1	2.0
Bus	\$23.00	0.1	2.4
<b>Total</b>	<b>\$31.97</b>	<b>0.1</b>	<b>2.2</b>

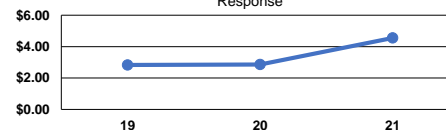
Operating Expense per Vehicle Revenue Mile: Bus



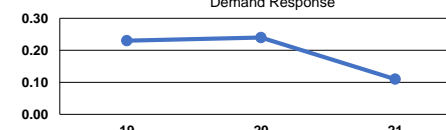
Unlinked Passenger Trips per Vehicle Revenue Mile: Bus



Operating Expense per Vehicle Revenue Mile: Demand Response



Unlinked Passenger Trips per Vehicle Revenue Mile: Demand Response



**Notes:**

<sup>a</sup>Demand Response - Taxi (DR/TX) and non-dedicated fleets do not report fleet age data.

<sup>1</sup>Includes data for a contract with another reporter.

\*This agency has a purchased transportation relationship in which they buy service from Total Ride (NTDID: Entity that Does Not Report to NTD), and in which the data are captured in this report for mode DR/PT.

\*This agency has a purchased transportation relationship in which they buy service from Second Generation, Inc. (NTDID: Entity that Does Not Report to NTD), and in which the data are captured in this report for mode DR/PT.

\*This agency has a purchased transportation relationship in which they buy service from Total Ride (NTDID: Entity that Does Not Report to NTD), and in which the data are captured in this report for mode MB/PT.

\*This agency has a purchased transportation relationship in which they buy service from Second Generation, Inc. (NTDID: Entity that Does Not Report to NTD), and in which the data are captured in this report for mode MB/PT.

