

**General Information**

**Federally Recognized Tribal Statistical Areas**

Yavapai-Apache Nation Reservation and Off-Reservation Trust Land, AZ

**Service Consumption**

1,432 Annual Unlinked Trips (UPT)

**Service Supplied**

74,366 Annual Vehicle Revenue Miles (VRM)  
 4,320 Annual Vehicle Revenue Hours (VRH)

**Database Information**

NTDID: 99328  
 Reporter Type: Tribal Reporter

Asset Type: Tier II  
 Sponsor NTDID:

**Financial Information**

**Sources of Operating Funds Expended**

Fare Revenues	\$0	0.0%
Local Funds	\$0	0.0%
State Funds	\$0	0.0%
Federal Assistance	\$304,419	100.0%
Other Funds	\$0	0.0%
<b>Total Operating Funds Expended</b>	<b>\$304,419</b>	<b>100.0%</b>

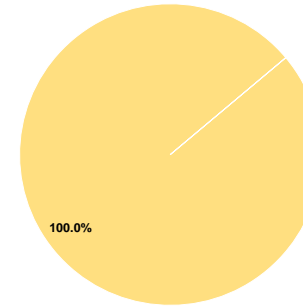
**Sources of Capital Funds Expended**

Fare Revenues	\$0
Local Funds	\$0
State Funds	\$0
Federal Assistance	\$0
Other Funds	\$0
<b>Total Capital Funds Expended</b>	<b>\$0</b>

**Assets**

Revenue Vehicles	11
Service Vehicles	0
Facilities	1

**Operating Funding Sources**



**Performance Measure Targets - 2022**

Performance Measure - Asset Type - Target % not in State of Good Repair  
 Facility - Administrative / Maintenance Facilities - 0%  
 Rolling Stock - CU - Cutaway - 35%  
 Rolling Stock - MV - Minivan - 0%  
 Rolling Stock - VN - Van - 20%

**Modal Characteristics**

**Operation Characteristics**

**Vehicles Operated at Maximum Service**

Mode	Directly Operated	Purchased Transportation	Operating Expenses	Fare Revenues	Uses of Capital Funds	Annual Unlinked Trips	Annual Vehicle Revenue Miles	Annual Vehicle Revenue Hours	Average Fleet Age in Years <sup>a</sup>
Demand Response	-	-	\$0	\$0	\$0	0	0	0	5.6
Bus	3	-	\$304,419	\$0	\$0	1,432	74,366	4,320	6.0
<b>Total</b>	<b>3</b>	<b>-</b>	<b>\$304,419</b>	<b>\$0</b>	<b>\$0</b>	<b>1,432</b>	<b>74,366</b>	<b>4,320</b>	

**Performance Measures**

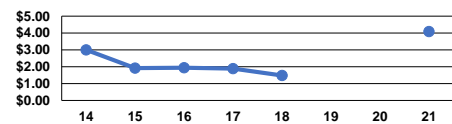
**Service Efficiency**

Mode	Operating Expenses per Vehicle Revenue Mile	Operating Expenses per Vehicle Revenue Hour
Demand Response	\$0.00	\$0.00
Bus	\$4.09	\$70.47
<b>Total</b>	<b>\$4.09</b>	<b>\$70.47</b>

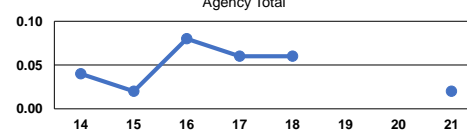
**Service Effectiveness**

Mode	Operating Expenses per Unlinked Passenger Trip	Unlinked Trips per Vehicle Revenue Mile	Unlinked Trips per Vehicle Revenue Hour
Demand Response	\$0.00	0.0	0.0
Bus	\$212.58	0.0	0.3
<b>Total</b>	<b>\$212.58</b>	<b>0.0</b>	<b>0.3</b>

Operating Expense per Vehicle Revenue Mile: Agency Total



Unlinked Passenger Trips per Vehicle Revenue Mile: Agency Total



**Notes:**

<sup>a</sup>Demand Response - Taxi (DR/TX) and non-dedicated fleets do not report fleet age data.