

General Information

Federally Recognized Tribal Statistical Areas

Kaibab Indian Reservation, AZ

Service Consumption

2,295 Annual Unlinked Trips (UPT)

Service Supplied

50,408 Annual Vehicle Revenue Miles (VRM)
 3,608 Annual Vehicle Revenue Hours (VRH)

Database Information

NTDID: 99340
 Reporter Type: Tribal Reporter

Asset Type: Tier II
 Sponsor NTDID:

Financial Information

Sources of Operating Funds Expended

Fare Revenues	\$0	0.0%
Local Funds	\$0	0.0%
State Funds	\$0	0.0%
Federal Assistance	\$199,174	100.0%
Other Funds	\$0	0.0%
Total Operating Funds Expended	\$199,174	100.0%

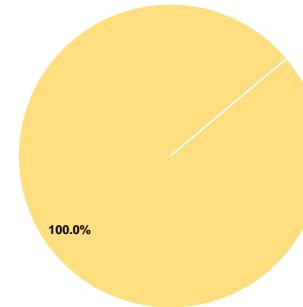
Sources of Capital Funds Expended

Fare Revenues	\$0
Local Funds	\$0
State Funds	\$0
Federal Assistance	\$0
Other Funds	\$0
Total Capital Funds Expended	\$0

Assets

Revenue Vehicles	9
Service Vehicles	0
Facilities	0

Operating Funding Sources



Performance Measure Targets - 2022

Performance Measure - Asset Type - Target % not in State of Good Repair
 Rolling Stock - AO - Automobile - 100%
 Rolling Stock - MV - Minivan - 20%
 Rolling Stock - SV - Sports Utility Vehicle - 100%
 Rolling Stock - VN - Van - 0%

Modal Characteristics

Operation Characteristics

Vehicles Operated at Maximum Service

Mode	Directly Operated	Purchased Transportation	Operating Expenses	Fare Revenues	Uses of Capital Funds	Annual Unlinked Trips	Annual Vehicle Revenue Miles	Annual Vehicle Revenue Hours	Average Fleet Age in Years ^a
Demand Response	9	-	\$199,174	\$0	\$0	2,295	50,408	3,608	6.1
Total	9	-	\$199,174	\$0	\$0	2,295	50,408	3,608	

Performance Measures

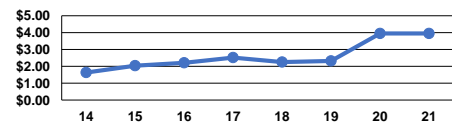
Service Efficiency

Mode	Operating Expenses per Vehicle Revenue Mile	Operating Expenses per Vehicle Revenue Hour
Demand Response	\$3.95	\$55.20
Total	\$3.95	\$55.20

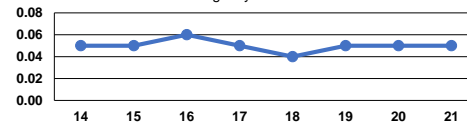
Service Effectiveness

Mode	Operating Expenses per Unlinked Passenger Trip	Unlinked Trips per Vehicle Revenue Mile	Unlinked Trips per Vehicle Revenue Hour
Demand Response	\$86.79	0.0	0.6
Total	\$86.79	0.0	0.6

Operating Expense per Vehicle Revenue Mile: Agency Total



Unlinked Passenger Trips per Vehicle Revenue Mile: Agency Total



Notes:

^aDemand Response - Taxi (DR/TX) and non-dedicated fleets do not report fleet age data.