

**General Information**

**Service Consumption**

2,639 Annual Unlinked Trips (UPT)

**Service Supplied**

46,100 Annual Vehicle Revenue Miles (VRM)  
 1,448 Annual Vehicle Revenue Hours (VRH)

**Summary of Operating Expenses (OE)**

\$609,080 Total Operating Expenses

**Database Information**

NTDID: 9R02-91035  
 Reporter Type: Rural General Public Transit  
 Asset Type: Tier II  
 Sponsor NTDID:

**Assets**

Revenue Vehicles 10  
 Service Vehicles 1  
 Facilities -

**Financial Information**

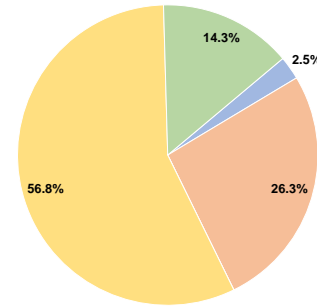
**Sources of Operating Funds Expended**

Fare Revenues	\$15,378	2.5%
Local Funds	\$160,371	26.3%
State Funds	\$0	0.0%
Federal Assistance	\$346,020	56.8%
Other Funds	\$87,311	14.3%
<b>Total Operating Funds Expended</b>	<b>\$609,080</b>	<b>100.0%</b>

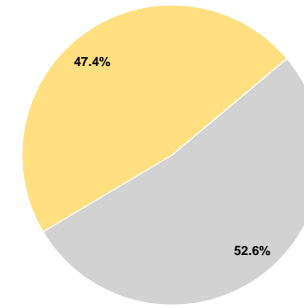
**Sources of Capital Funds Expended**

Fare Revenues	\$0	0.0%
Local Funds	\$0	0.0%
State Funds	\$104,275	52.6%
Federal Assistance	\$94,071	47.4%
Other Funds	\$0	0.0%
<b>Total Capital Funds Expended</b>	<b>\$198,346</b>	<b>100.0%</b>

**Operating Funding Sources**



**Capital Funding Sources**



**Performance Measure Targets - 2022**

Performance Measure - Asset Type - Target % not in State of Good Repair  
 Equipment - Trucks and other Rubber Tire Vehicles - 0%  
 Rolling Stock - CU - Cutaway - 0%  
 Rolling Stock - MV - Minivan - 0%

**Modal Characteristics**

**Operation Characteristics**

**Vehicles Operated at Maximum Service**

Mode	Directly Operated	Purchased Transportation	Operating Expenses	Fare Revenues	Uses of Capital Funds	Annual Unlinked Trips	Annual Vehicle Revenue Miles	Annual Vehicle Revenue Hours
Bus	4	-	\$609,080	\$15,378	\$198,346	2,639	46,100	1,448
<b>Total</b>	<b>4</b>	<b>-</b>	<b>\$609,080</b>	<b>\$15,378</b>	<b>\$198,346</b>	<b>2,639</b>	<b>46,100</b>	<b>1,448</b>

**Performance Measures**

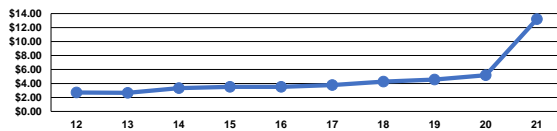
**Service Efficiency**

Mode	Operating Expenses per Vehicle Revenue Mile	Operating Expenses per Vehicle Revenue Hour
Bus	\$13.21	\$420.64
<b>Total</b>	<b>\$13.21</b>	<b>\$420.64</b>

**Service Effectiveness**

Mode	Operating Expenses per Unlinked Passenger Trip	Unlinked Trips per Vehicle Revenue Mile	Unlinked Trips per Vehicle Revenue Hour
Bus	\$230.80	0.1	1.8
<b>Total</b>	<b>\$230.80</b>	<b>0.1</b>	<b>1.8</b>

Operating Expense per Vehicle Revenue Mile: Agency Total



Unlinked Passenger Trips per Vehicle Revenue Mile: Agency Total

