

General Information

Service Consumption

53,919 Annual Unlinked Trips (UPT)

Service Supplied

559,079 Annual Vehicle Revenue Miles (VRM)
 19,152 Annual Vehicle Revenue Hours (VRH)

Summary of Operating Expenses (OE)

\$3,464,381 Total Operating Expenses

Database Information

NTDID: 9R02-91070
 Reporter Type: Rural General Public Transit
 Asset Type: Tier II
 Sponsor NTDID:

Assets

Revenue Vehicles 10
 Service Vehicles -
 Facilities 1

Financial Information

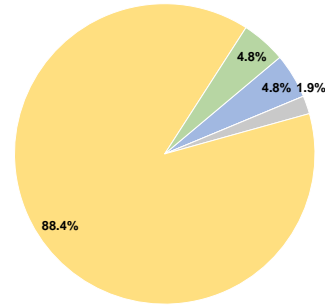
Sources of Operating Funds Expended

Fare Revenues	\$167,609	4.8%
Local Funds	\$0	0.0%
State Funds	\$67,508	1.9%
Federal Assistance	\$3,063,402	88.4%
Other Funds	\$165,862	4.8%
Total Operating Funds Expended	\$3,464,381	100.0%

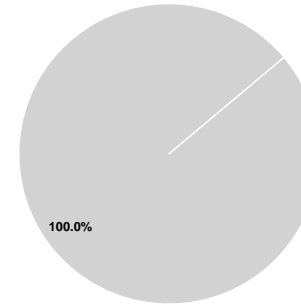
Sources of Capital Funds Expended

Fare Revenues	\$0	0.0%
Local Funds	\$0	0.0%
State Funds	\$9,603	100.0%
Federal Assistance	\$0	0.0%
Other Funds	\$0	0.0%
Total Capital Funds Expended	\$9,603	100.0%

Operating Funding Sources



Capital Funding Sources



Performance Measure Targets - 2022

Performance Measure - Asset Type - Target % not in State of Good Repair
 Facility - Passenger / Parking Facilities - 0%
 Rolling Stock - BR - Over-the-road Bus - 0%

Modal Characteristics

Operation Characteristics

Vehicles Operated at Maximum Service

Mode	Vehicles Operated at Maximum Service		Operating Expenses	Fare Revenues	Uses of Capital Funds	Annual Unlinked Trips	Annual Vehicle Revenue Miles	Annual Vehicle Revenue Hours
	Directly Operated	Purchased Transportation						
Bus	-	10	\$3,464,381	\$167,609	\$9,603	53,919	559,079	19,152
Total	-	10	\$3,464,381	\$167,609	\$9,603	53,919	559,079	19,152

Performance Measures

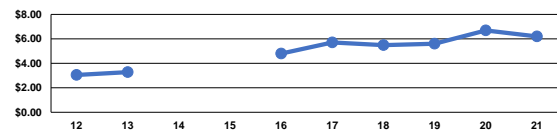
Service Efficiency

Mode	Operating Expenses per Vehicle Revenue Mile	Operating Expenses per Vehicle Revenue Hour
	Bus	\$6.20
Total	\$6.20	\$180.89

Service Effectiveness

Mode	Operating Expenses per Unlinked Passenger Trip	Unlinked Trips per Vehicle Revenue Mile	Unlinked Trips per Vehicle Revenue Hour
	Bus	\$64.25	0.1
Total	\$64.25	0.1	2.8

Operating Expense per Vehicle Revenue Mile: Agency Total



Unlinked Passenger Trips per Vehicle Revenue Mile: Agency Total

