http://www.douglascountynv.gov
1594 Esmeralda Ave
Minden, Nv 89423

Douglas Area Rural Transit
2021 Annual Agency Profile

General Information

Service Consumption

12,319 **Annual Unlinked Trips (UPT)**

Service Supplied

151,537 **Annual Vehicle Revenue Miles (VRM)**
12,732 **Annual Vehicle Revenue Hours (VRH)**

Summary of Operating Expenses (OE)

$629,254 **Total Operating Expenses**

Database Information

NTDID: 9R04-91064
Reporter Type: Rural General Public Transit
Asset Type: Tier II
Sponsor NTDID: 9R04

Assets

Revenue Vehicles	14
Service Vehicles	-
Facilities	-

Financial Information

Sources of Operating Funds Expended

Fare Revenues	$2,325	0.4%
Local Funds	$0	0.0%
State Funds	$0	0.0%
Federal Assistance	$626,929	99.6%
Other Funds	$0	0.0%
Total Operating Funds Expended	**$629,254**	100.0%

Sources of Capital Funds Expended

Fare Revenues	$0	0.0%
Local Funds	$11,865	15.0%
State Funds	$0	0.0%
Federal Assistance	$67,233	85.0%
Other Funds	$0	0.0%
Total Capital Funds Expended	**$79,098**	100.0%

Operating Funding Sources

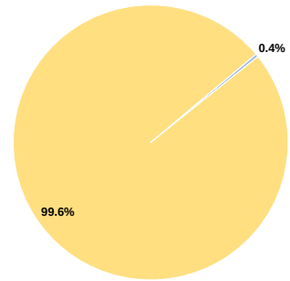

Capital Funding Sources

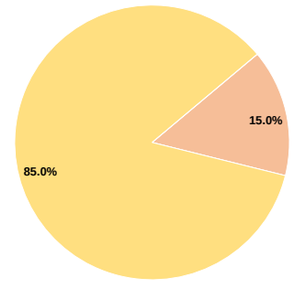

Performance Measure Targets - 2022

Performance Measure - Asset Type - Target % not in State of Good Repair
Equipment - Automobiles - 100%
Equipment - Trucks and other Rubber Tire Vehicles - 33%
Facility - Administrative / Maintenance Facilities - 0%
Rolling Stock - BU - Bus - 0%
Rolling Stock - CU - Cutaway - 42%
Rolling Stock - MV - Minivan - 20%
Rolling Stock - VN - Van - 17%

Modal Characteristics

Operation Characteristics

Mode	Vehicles Operated at Maximum Service: Directly Operated	Vehicles Operated at Maximum Service: Purchased Transportation	Operating Expenses	Fare Revenues	Uses of Capital Funds	Annual Unlinked Trips	Annual Vehicle Revenue Miles	Annual Vehicle Revenue Hours
Demand Response	10	-	$560,036	$1,571	$79,098	11,483	130,229	10,802
Bus	3	-	$69,218	$754	$0	836	21,308	1,930
Total	**13**	**-**	**$629,254**	**$2,325**	**$79,098**	**12,319**	**151,537**	**12,732**

Performance Measures

Service Efficiency

Mode	Operating Expenses per Vehicle Revenue Mile	Operating Expenses per Vehicle Revenue Hour
Demand Response	$4.30	$51.85
Bus	$3.25	$35.86
Total	**$4.15**	**$49.42**

Service Effectiveness

Mode	Operating Expenses per Unlinked Passenger Trip	Unlinked Trips per Vehicle Revenue Mile	Unlinked Trips per Vehicle Revenue Hour
Demand Response	$48.77	0.1	1.1
Bus	$82.80	0.0	0.4
Total	**$51.08**	**0.1**	**1.0**

Operating Expense per Vehicle Revenue Mile: Agency Total

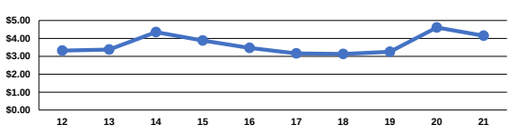
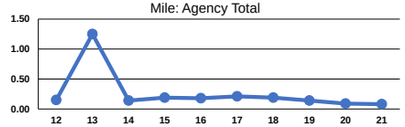
Unlinked Passenger Trips per Vehicle Revenue Mile: Agency Total