

General Information

Service Consumption

6,177 Annual Unlinked Trips (UPT)

Service Supplied

28,822 Annual Vehicle Revenue Miles (VRM)
 2,505 Annual Vehicle Revenue Hours (VRH)

Summary of Operating Expenses (OE)

\$202,198 Total Operating Expenses

Database Information

NTDID: 9R04-91099
 Reporter Type: Rural General Public Transit
 Asset Type: Tier II
 Sponsor NTDID: 9R04

Assets

Revenue Vehicles 6
 Service Vehicles -
 Facilities -

Financial Information

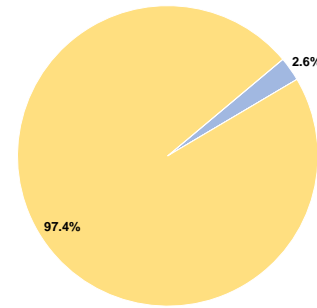
Sources of Operating Funds Expended

Fare Revenues	\$5,272	2.6%
Local Funds	\$0	0.0%
State Funds	\$0	0.0%
Federal Assistance	\$196,926	97.4%
Other Funds	\$0	0.0%
Total Operating Funds Expended	\$202,198	100.0%

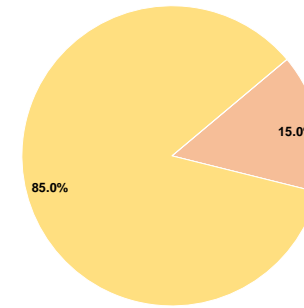
Sources of Capital Funds Expended

Fare Revenues	\$0	0.0%
Local Funds	\$18,404	15.0%
State Funds	\$0	0.0%
Federal Assistance	\$104,288	85.0%
Other Funds	\$0	0.0%
Total Capital Funds Expended	\$122,692	100.0%

Operating Funding Sources



Capital Funding Sources



Performance Measure Targets - 2022

Performance Measure - Asset Type - Target % not in State of Good Repair
 Equipment - Automobiles - 100%
 Equipment - Trucks and other Rubber Tire Vehicles - 33%
 Facility - Administrative / Maintenance Facilities - 0%
 Rolling Stock - BU - Bus - 0%
 Rolling Stock - CU - Cutaway - 42%
 Rolling Stock - MV - Minivan - 20%
 Rolling Stock - VN - Van - 17%

Modal Characteristics

Operation Characteristics

Vehicles Operated at Maximum Service

Mode	Directly Operated	Purchased Transportation	Operating Expenses	Fare Revenues	Uses of Capital Funds	Annual Unlinked Trips	Annual Vehicle Revenue Miles	Annual Vehicle Revenue Hours
Demand Response	3	-	\$202,198	\$5,272	\$122,692	6,177	28,822	2,505
Total	3	-	\$202,198	\$5,272	\$122,692	6,177	28,822	2,505

Performance Measures

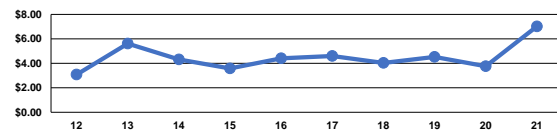
Service Efficiency

Mode	Operating Expenses per Vehicle Revenue Mile	Operating Expenses per Vehicle Revenue Hour
Demand Response	\$7.02	\$80.72
Total	\$7.02	\$80.72

Service Effectiveness

Mode	Operating Expenses per Unlinked Passenger Trip	Unlinked Trips per Vehicle Revenue Mile	Unlinked Trips per Vehicle Revenue Hour
Demand Response	\$32.73	0.2	2.5
Total	\$32.73	0.2	2.5

Operating Expense per Vehicle Revenue Mile: Agency Total



Unlinked Passenger Trips per Vehicle Revenue Mile: Agency Total

