

2022 Annual Agency Profile - Kalispel Tribe of Indians (NTD ID 00009)

Mailing Address: 1981 N LECLERC RD
CUSICK, WA 99119-9682

Website: <http://www.kalispeltribe.com/>

Geographic Coverage

Primary Urbanized/Rural Area Washington Non-UZA
Other Areas Served:

Service Consumed

Annual Unlinked Trips (UPT) 1,208

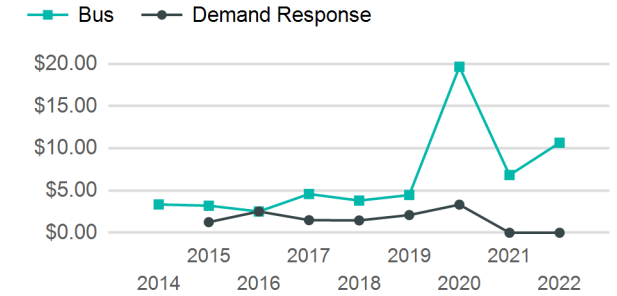
Assets

Revenue Vehicles 3
Service Vehicles 1
Facilities 1

Service Supplied

Annual Vehicle Revenue Miles (VRM) 25,943
Annual Vehicle Revenue Hours (VRH) 788
Vehicles Operated in Maximum Service (VOMS) 1

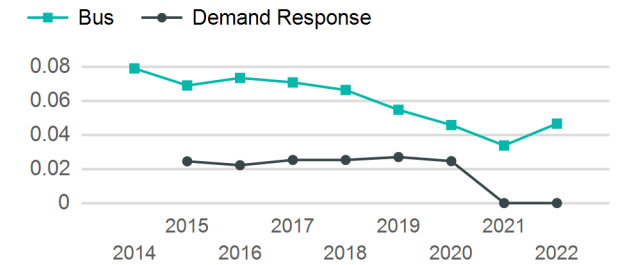
Operating Expenses per Vehicle Revenue Mile



Modal Characteristics

Mode	Annual Unlinked Passenger Trips	Directly Operated VOMS	Purchased Transportation VOMS	Annual Vehicle Revenue Miles	Annual Vehicle Revenue Hours
Bus	1,208	1	0	25,943	788
Total	1,208	1	0	25,943	788

Unlinked Passenger Trip per Vehicle Revenue Mile



Metrics

Service Efficiency

Service Effectiveness

Mode	OE per VRM	OE per VRH	UPT per VRM	UPT per VRH	OE per UPT
Bus	\$10.66	\$350.87	0.0	1.5	\$228.88
Total	\$10.66	\$350.87	0.0	1.5	\$228.88

2022 Annual Agency Profile - Kalispel Tribe of Indians (NTD ID 00009)

2022 Funding Breakdown

Summary of Operating Expenses (OE)

Mode	Operating Expenses	Fare Revenues
Bus	\$276,489	\$0
Total	\$276,489	\$0

Sources of Operating Funds Expended

Directly Generated	\$0
Federal Government	\$276,489
Local Government	\$0
State Government	\$0
Total Operating Funds Expended	\$276,489

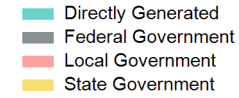
Operating Funding Sources



Capital Funding Sources

Sources of Capital Funds Expended

Directly Generated	\$0
Federal Government	\$0
Local Government	\$0
State Government	\$0
Total Capital Funds Expended	\$0



2022 Asset Management

Transit Asset Management (TAM) Tier Tier II

TAM Sponsor NTD ID

Metrics

2022 Performance Measure - Asset - 2023 Target (% not in State of Good Repair)

Equipment - Trucks and other Rubber Tire Vehicles - 0%
 Facility - Administrative / Maintenance Facilities - 0%
 Rolling Stock - BU - Bus - 0%
 Rolling Stock - CU - Cutaway - 100%
 Rolling Stock - SV - Sports Utility Vehicle - 100%
 Rolling Stock - VN - Van - 50%

Mode	Average Fleet Age in Years
Bus	12.7