

2022 Annual Agency Profile - Stillaguamish Tribe of Indians (NTD ID 00017)

Mailing Address: 3322 236TH ST NE
ARLINGTON, WA 98223-7233

Website: <http://www.stillaguamish.com/>

Geographic Coverage

Primary Urbanized/Rural Area Washington Non-UZA

Other Areas Served:

Marysville, WA

Assets

Revenue Vehicles 8
Service Vehicles 0
Facilities 0

Service Consumed

Annual Unlinked Trips (UPT) 6,342

Service Supplied

Annual Vehicle Revenue Miles (VRM) 37,740
Annual Vehicle Revenue Hours (VRH) 1,156
Vehicles Operated in Maximum Service (VOMS) 5

Modal Characteristics

Mode	Annual Unlinked Passenger Trips	Directly Operated VOMS	Purchased Transportation VOMS	Annual Vehicle Revenue Miles	Annual Vehicle Revenue Hours
Demand Response	6,342	5	0	37,740	1,156
Total	6,342	5	0	37,740	1,156

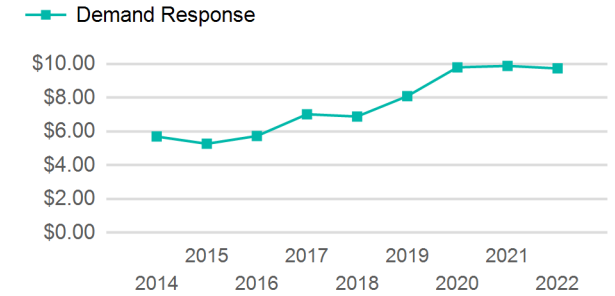
Metrics

Service Efficiency

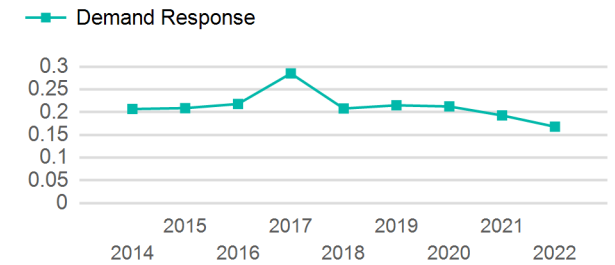
Service Effectiveness

Mode	OE per VRM	OE per VRH	UPT per VRM	UPT per VRH	OE per UPT
Demand Response	\$9.73	\$317.71	0.2	5.5	\$57.91
Total	\$9.73	\$317.71	0.2	5.5	\$57.91

Operating Expenses per Vehicle Revenue Mile



Unlinked Passenger Trip per Vehicle Revenue Mile



2022 Annual Agency Profile - Stillaguamish Tribe of Indians (NTD ID 00017)

2022 Funding Breakdown

Summary of Operating Expenses (OE)

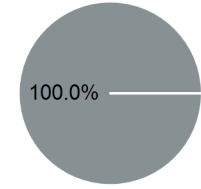
Mode	Operating Expenses	Fare Revenues
Demand Response	\$367,272	\$0
Total	\$367,272	\$0

Sources of Operating Funds Expended

Directly Generated	\$0
Federal Government	\$367,272
Local Government	\$0
State Government	\$0
Total Operating Funds Expended	\$367,272

Operating Funding Sources

■ Directly Generated
■ Federal Government
■ Local Government
■ State Government



Capital Funding Sources

Sources of Capital Funds Expended

Directly Generated	\$0
Federal Government	\$0
Local Government	\$0
State Government	\$0
Total Capital Funds Expended	\$0

■ Directly Generated
■ Federal Government
■ Local Government
■ State Government

2022 Asset Management

Transit Asset Management (TAM) Tier Tier II

TAM Sponsor NTD ID

Metrics

2022 Performance Measure - Asset - 2023 Target (% not in State of Good Repair)

Rolling Stock - CU - Cutaway - 33%
 Rolling Stock - MV - Minivan - 20%
 Rolling Stock - SV - Sports Utility Vehicle - 0%

Mode	Average Fleet Age in Years
Demand Response	4.4