

2022 Annual Agency Profile - City of Pocatello dba Pocatello Regional Transit (NTD ID 00022)

Mailing Address: 911 N 7TH AVE
POCATELLO, ID 83201-7700

Website: <http://www.pocatellotransit.com/>

Geographic Coverage

Primary Urbanized/Rural Area Pocatello, ID
Service Area Population 175,045
Service Area Sq. Miles 5,460
Other Areas Served:
 Idaho Non-UZA

Assets

Revenue Vehicles 47
Service Vehicles 15
Facilities 2

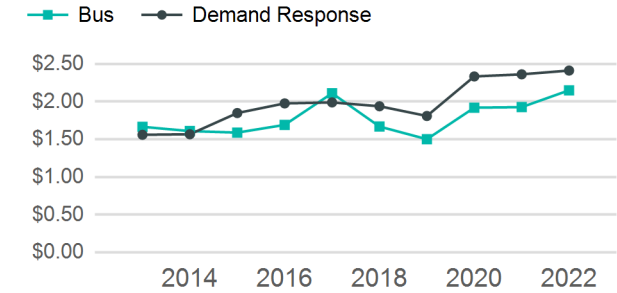
Service Consumed

Annual Unlinked Trips (UPT) 185,463

Service Supplied

Annual Vehicle Revenue Miles (VRM) 585,384
Annual Vehicle Revenue Hours (VRH) 35,222
Vehicles Operated in Maximum Service (VOMS) 24

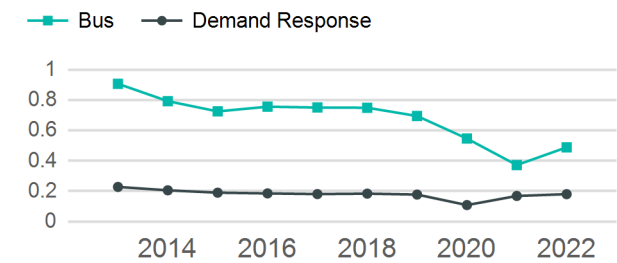
Operating Expenses per Vehicle Revenue Mile



Modal Characteristics

Mode	Annual Unlinked Passenger Trips	Directly Operated VOMS	Purchased Transportation VOMS	Annual Vehicle Revenue Miles	Annual Vehicle Revenue Hours
Demand Response	58,919	13	0	326,552	18,977
Bus	126,544	11	0	258,832	16,245
Total	185,463	24	0	585,384	35,222

Unlinked Passenger Trip per Vehicle Revenue Mile



Metrics

Service Efficiency

Service Effectiveness

Mode	OE per VRM	OE per VRH	UPT per VRM	UPT per VRH	OE per UPT
Demand Response	\$4.82	\$83.00	0.2	3.1	\$26.73
Bus	\$4.30	\$68.51	0.5	7.8	\$8.79
Total	\$4.59	\$76.31	0.3	5.3	\$14.49

2022 Annual Agency Profile - City of Pocatello dba Pocatello Regional Transit (NTD ID 00022)

2022 Funding Breakdown

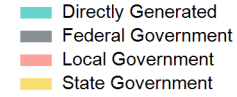
Summary of Operating Expenses (OE)

Mode	Operating Expenses	Fare Revenues
Demand Response	\$1,575,004	\$377,398
Bus	\$1,112,945	\$143,879
Total	\$2,687,949	\$521,277

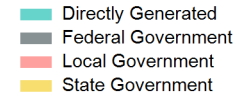
Sources of Operating Funds Expended

Directly Generated	\$530,697
Federal Government	\$1,638,053
Local Government	\$519,199
State Government	\$0
Total Operating Funds Expended	\$2,687,949

Operating Funding Sources



Capital Funding Sources



Sources of Capital Funds Expended

Directly Generated	\$0
Federal Government	\$573,336
Local Government	\$9,939
State Government	\$0
Total Capital Funds Expended	\$583,275

2022 Asset Management

Transit Asset Management (TAM) Tier: Tier II TAM Sponsor NTD ID: 0R01

Metrics

2022 Performance Measure - Asset - 2023 Target (% not in State of Good Repair)

Mode	Average Fleet Age in Years
Demand Response	7.7
Bus	11.4