

2022 Annual Agency Profile - Makah Tribal Council (NTD ID 00036)

Mailing Address: 201 RESORT DR
NEAH BAY, WA 98357-0115

Website: <http://www.makah.com/>

Geographic Coverage

Primary Urbanized/Rural Area Washington Non-UZA
Other Areas Served:

Assets

Revenue Vehicles 3
Service Vehicles 0
Facilities 0

Service Consumed

Annual Unlinked Trips (UPT) 2,659

Service Supplied

Annual Vehicle Revenue Miles (VRM) 40,787
Annual Vehicle Revenue Hours (VRH) 2,298
Vehicles Operated in Maximum Service (VOMS) 1

Modal Characteristics

Mode	Annual Unlinked Passenger Trips	Directly Operated VOMS	Purchased Transportation VOMS	Annual Vehicle Revenue Miles	Annual Vehicle Revenue Hours
Bus	2,659	1	0	40,787	2,298
Total	2,659	1	0	40,787	2,298

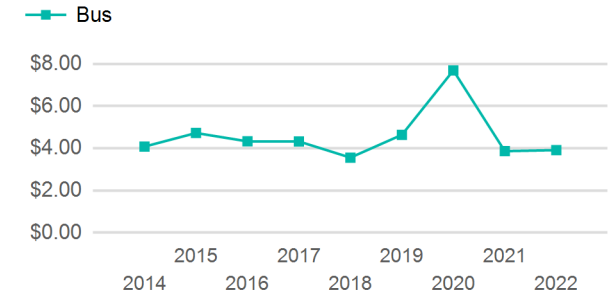
Metrics

Service Efficiency

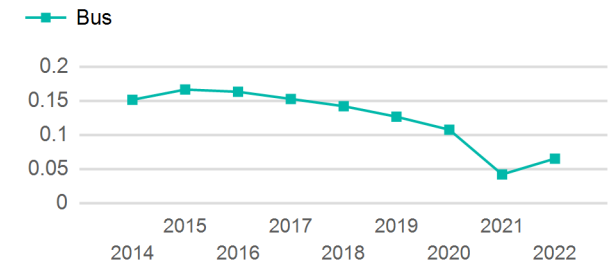
Service Effectiveness

Mode	OE per VRM	OE per VRH	UPT per VRM	UPT per VRH	OE per UPT
Bus	\$3.91	\$69.48	0.1	1.2	\$60.05
Total	\$3.91	\$69.48	0.1	1.2	\$60.05

Operating Expenses per Vehicle Revenue Mile



Unlinked Passenger Trip per Vehicle Revenue Mile



2022 Annual Agency Profile - Makah Tribal Council (NTD ID 00036)

2022 Funding Breakdown

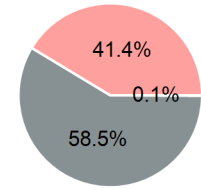
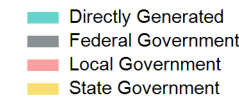
Summary of Operating Expenses (OE)

Mode	Operating Expenses	Fare Revenues
Bus	\$159,661	\$142
Total	\$159,661	\$142

Sources of Operating Funds Expended

Directly Generated	\$142
Federal Government	\$93,454
Local Government	\$66,065
State Government	\$0
Total Operating Funds Expended	\$159,661

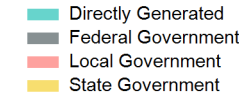
Operating Funding Sources



Capital Funding Sources

Sources of Capital Funds Expended

Directly Generated	\$0
Federal Government	\$0
Local Government	\$0
State Government	\$0
Total Capital Funds Expended	\$0



2022 Asset Management

Transit Asset Management (TAM) Tier Tier II

TAM Sponsor NTD ID

Metrics

2022 Performance Measure - Asset - 2023 Target
(% not in State of Good Repair)

Rolling Stock - CU - Cutaway - 0%

Mode	Average Fleet Age in Years
Bus	2.7