

2022 Annual Agency Profile - City of Corvallis dba Corvallis Transit System (NTD ID 00047)

Mailing Address: 501 SW MADISON AVE
CORVALLIS, OR 97333-4601

Website: <http://www.corvallisoregon.gov/cts>

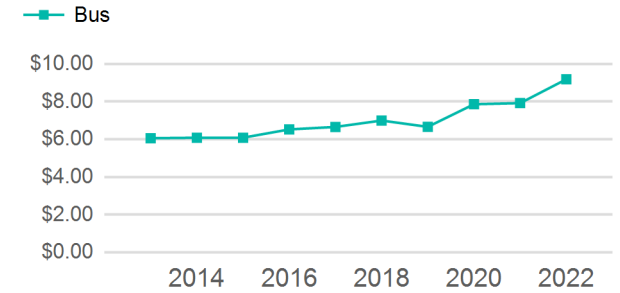
Geographic Coverage

Primary Urbanized/Rural Area Corvallis, OR
Service Area Population 62,272
Service Area Sq. Miles 14
Other Areas Served:

Service Consumed

Annual Unlinked Trips (UPT) 722,610

Operating Expenses per Vehicle Revenue Mile



Assets

Revenue Vehicles 18
Service Vehicles 1
Facilities 1

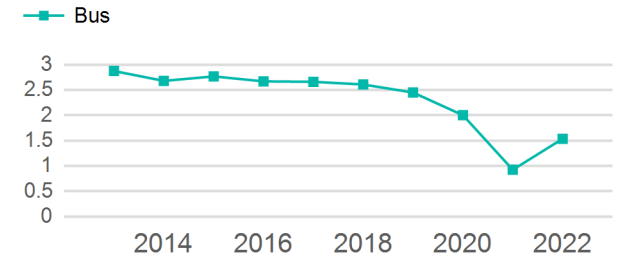
Service Supplied

Annual Vehicle Revenue Miles (VRM) 470,177
Annual Vehicle Revenue Hours (VRH) 37,769
Vehicles Operated in Maximum Service (VOMS) 11

Modal Characteristics

Mode	Annual Unlinked Passenger Trips	Directly Operated VOMS	Purchased Transportation VOMS	Annual Vehicle Revenue Miles	Annual Vehicle Revenue Hours
Bus	722,610	0	11	470,177	37,769
Total	722,610	0	11	470,177	37,769

Unlinked Passenger Trip per Vehicle Revenue Mile



Mode	Service Efficiency		Service Effectiveness		
	OE per VRM	OE per VRH	UPT per VRM	UPT per VRH	OE per UPT
Bus	\$9.18	\$114.31	1.5	19.1	\$5.97
Total	\$9.18	\$114.31	1.5	19.1	\$5.97

2022 Annual Agency Profile - City of Corvallis dba Corvallis Transit System (NTD ID 00047)

2022 Funding Breakdown

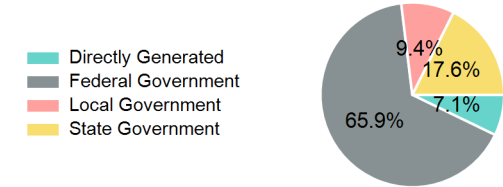
Summary of Operating Expenses (OE)

Mode	Operating Expenses	Fare Revenues
Bus	\$4,317,542	\$89,022
Total	\$4,317,542	\$89,022


Sources of Operating Funds Expended

Directly Generated	\$310,183
Federal Government	\$2,867,097
Local Government	\$407,445
State Government	\$764,187
Total Operating Funds Expended	\$4,348,912

Operating Funding Sources



Capital Funding Sources



Sources of Capital Funds Expended

Directly Generated	\$0
Federal Government	\$399,313
Local Government	\$1,038
State Government	\$41,990
Total Capital Funds Expended	\$442,341

2022 Asset Management

Transit Asset Management (TAM) Tier: Tier II TAM Sponsor NTD ID: OR02

Metrics

2022 Performance Measure - Asset - 2023 Target (% not in State of Good Repair)

Mode	Average Fleet Age in Years
Bus	10.1