

2022 Annual Agency Profile - Squaxin Island Tribe (NTD ID 00103)

Mailing Address: 10 SE SQUAXIN LN
SHELTON, WA 98584-9200

Website: <http://squaxinland.org/government/departments/community-development/squaxin-island-transit/>

Geographic Coverage

Primary Urbanized/Rural Area Washington Non-UZA

Other Areas Served:

Assets

Revenue Vehicles 4
Service Vehicles 0
Facilities 0

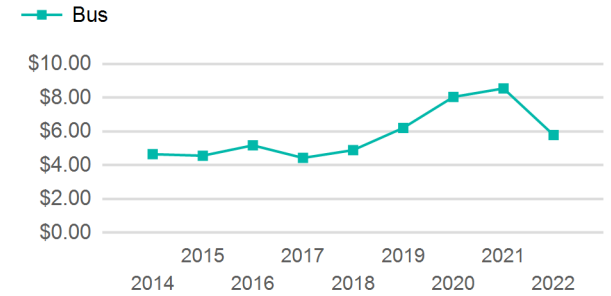
Service Consumed

Annual Unlinked Trips (UPT) 6,014

Service Supplied

Annual Vehicle Revenue Miles (VRM) 36,164
Annual Vehicle Revenue Hours (VRH) 2,659
Vehicles Operated in Maximum Service (VOMS) 4

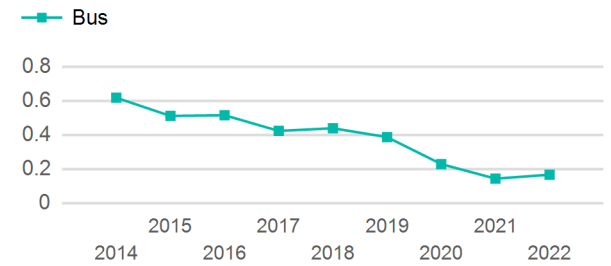
Operating Expenses per Vehicle Revenue Mile



Modal Characteristics

Mode	Annual Unlinked Passenger Trips	Directly Operated VOMS	Purchased Transportation VOMS	Annual Vehicle Revenue Miles	Annual Vehicle Revenue Hours
Bus	6,014	4	0	36,164	2,659
Total	6,014	4	0	36,164	2,659

Unlinked Passenger Trip per Vehicle Revenue Mile



Metrics

Service Efficiency

Service Effectiveness

Mode	OE per VRM	OE per VRH	UPT per VRM	UPT per VRH	OE per UPT
Bus	\$5.78	\$78.68	0.2	2.3	\$34.79
Total	\$5.78	\$78.68	0.2	2.3	\$34.79

2022 Annual Agency Profile - Squaxin Island Tribe (NTD ID 00103)

2022 Funding Breakdown

Summary of Operating Expenses (OE)

Mode	Operating Expenses	Fare Revenues
Bus	\$209,205	\$0
Total	\$209,205	\$0

Sources of Operating Funds Expended

Directly Generated	\$0
Federal Government	\$209,205
Local Government	\$0
State Government	\$0
Total Operating Funds Expended	\$209,205

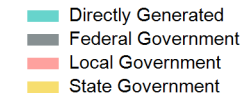
Operating Funding Sources



Capital Funding Sources

Sources of Capital Funds Expended

Directly Generated	\$0
Federal Government	\$0
Local Government	\$0
State Government	\$0
Total Capital Funds Expended	\$0



2022 Asset Management

Transit Asset Management (TAM) Tier

Tier II

TAM Sponsor NTD ID

Metrics

2022 Performance Measure - Asset - 2023 Target (% not in State of Good Repair)

Rolling Stock - CU - Cutaway - 75%

Mode

Bus

Average Fleet Age in Years

8.5