

2022 Annual Agency Profile - Confederated Tribes of the Umatilla Indian Reservation (NTD ID 00119)

Mailing Address: 46411 TIMINE WAY
PENDLETON, OR 97801-9467

Website: <https://ctuir.org/tribal-services/planning/kayak-public-transit>

Geographic Coverage

Primary Urbanized/Rural Area Oregon Non-UZA
Other Areas Served:

Assets

Revenue Vehicles 16
Service Vehicles 0
Facilities 2

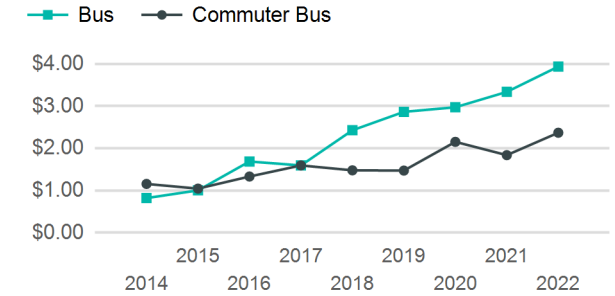
Service Consumed

Annual Unlinked Trips (UPT) 57,775

Service Supplied

Annual Vehicle Revenue Miles (VRM) 426,729
Annual Vehicle Revenue Hours (VRH) 15,248
Vehicles Operated in Maximum Service (VOMS) 7

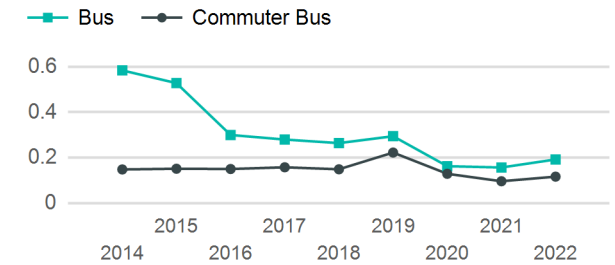
Operating Expenses per Vehicle Revenue Mile



Modal Characteristics

Mode	Annual Unlinked Passenger Trips	Directly Operated VOMS	Purchased Transportation VOMS	Annual Vehicle Revenue Miles	Annual Vehicle Revenue Hours
Commuter Bus	37,090	4	0	319,000	9,087
Bus	20,685	3	0	107,729	6,161
Total	57,775	7	0	426,729	15,248

Unlinked Passenger Trip per Vehicle Revenue Mile



Metrics

Service Efficiency

Service Effectiveness

Mode	OE per VRM	OE per VRH	UPT per VRM	UPT per VRH	OE per UPT
Commuter Bus	\$4.74	\$166.34	0.1	4.1	\$40.75
Bus	\$7.87	\$137.63	0.2	3.4	\$40.99
Total	\$5.53	\$154.74	0.1	3.8	\$40.84

2022 Annual Agency Profile - Confederated Tribes of the Umatilla Indian Reservation (NTD ID 00119)

2022 Funding Breakdown

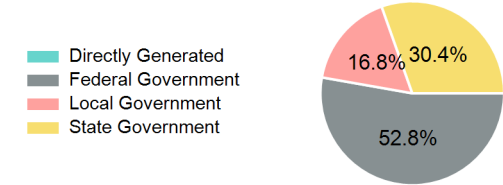
Summary of Operating Expenses (OE)

Mode	Operating Expenses	Fare Revenues
Commuter Bus	\$1,511,562	\$0
Bus	\$847,939	\$0
Total	\$2,359,501	\$0

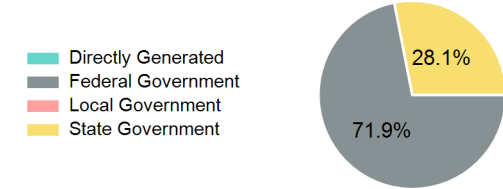
Sources of Operating Funds Expended

Directly Generated	\$0
Federal Government	\$1,244,972
Local Government	\$396,760
State Government	\$717,770
Total Operating Funds Expended	\$2,359,502

Operating Funding Sources



Capital Funding Sources



Sources of Capital Funds Expended

Directly Generated	\$0
Federal Government	\$27,200
Local Government	\$0
State Government	\$10,620
Total Capital Funds Expended	\$37,820

2022 Asset Management

Transit Asset Management (TAM) Tier Tier II

TAM Sponsor NTD ID 0R02

Metrics

2022 Performance Measure - Asset - 2023 Target
(% not in State of Good Repair)

Mode	Average Fleet Age in Years
Commuter Bus	5.0
Bus	7.7