

2022 Annual Agency Profile - Seldovia Village Tribe (NTD ID 00199)

Mailing Address: 206 MAIN ST
SELDOVIA, AK 99663

Website: <http://seldoviabayferry.com>

Geographic Coverage

Primary Urbanized/Rural Area: Alaska Non-UZA

Other Areas Served:

Assets

Revenue Vehicles: 1
Service Vehicles: 0
Facilities: 3

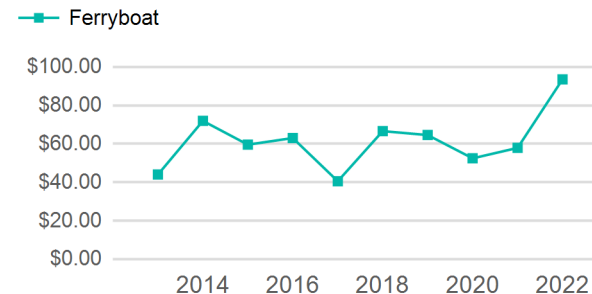
Service Consumed

Annual Unlinked Trips (UPT): 17,258

Service Supplied

Annual Vehicle Revenue Miles (VRM): 6,336
Annual Vehicle Revenue Hours (VRH): 297
Vehicles Operated in Maximum Service (VOMS): 1

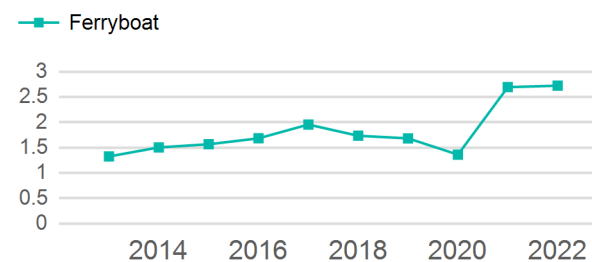
Operating Expenses per Vehicle Revenue Mile



Modal Characteristics

Mode	Annual Unlinked Passenger Trips	Directly Operated VOMS	Purchased Transportation VOMS	Annual Vehicle Revenue Miles	Annual Vehicle Revenue Hours
Ferryboat	17,258	1	0	6,336	297
Total	17,258	1	0	6,336	297

Unlinked Passenger Trip per Vehicle Revenue Mile



Metrics

Service Efficiency

Service Effectiveness

Mode	OE per VRM	OE per VRH	UPT per VRM	UPT per VRH	OE per UPT
Ferryboat	\$93.52	\$1,995.19	2.7	58.1	\$34.34
Total	\$93.52	\$1,995.19	2.7	58.1	\$34.34

2022 Annual Agency Profile - Seldovia Village Tribe (NTD ID 00199)

2022 Funding Breakdown

Summary of Operating Expenses (OE)

Mode	Operating Expenses	Fare Revenues
Ferryboat	\$592,570	\$592,570
Total	\$592,570	\$592,570

Sources of Operating Funds Expended

Directly Generated	\$592,570
Federal Government	\$0
Local Government	\$0
State Government	\$0
Total Operating Funds Expended	\$592,570

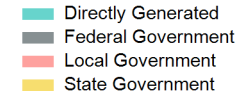
Operating Funding Sources



Capital Funding Sources

Sources of Capital Funds Expended

Directly Generated	\$0
Federal Government	\$0
Local Government	\$0
State Government	\$0
Total Capital Funds Expended	\$0



2022 Asset Management

Transit Asset Management (TAM) Tier

Tier II

TAM Sponsor NTD ID

Metrics

2022 Performance Measure - Asset - 2023 Target (% not in State of Good Repair)

Rolling Stock - FB - Ferryboat - 0%

Mode	Average Fleet Age in Years
Ferryboat	13.0