

2022 Annual Agency Profile - Native Village of Noatak (NTD ID 00247)

Mailing Address: #5 Swamp Street
Noatak, AK 99761

Website: <http://www.maniilaq.org/>

Geographic Coverage

Primary Urbanized/Rural Area Alaska Non-UZA

Other Areas Served:

Assets

Revenue Vehicles 1
Service Vehicles 0
Facilities 0

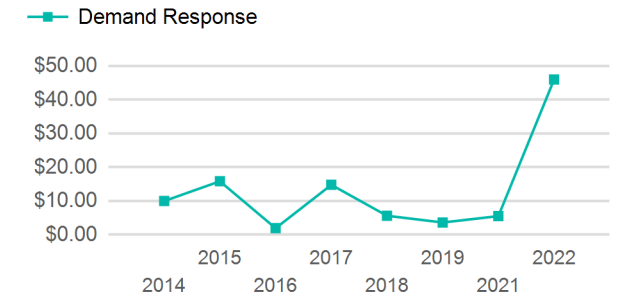
Service Consumed

Annual Unlinked Trips (UPT) 5,538

Service Supplied

Annual Vehicle Revenue Miles (VRM) 2,344
Annual Vehicle Revenue Hours (VRH) 688
Vehicles Operated in Maximum Service (VOMS) 1

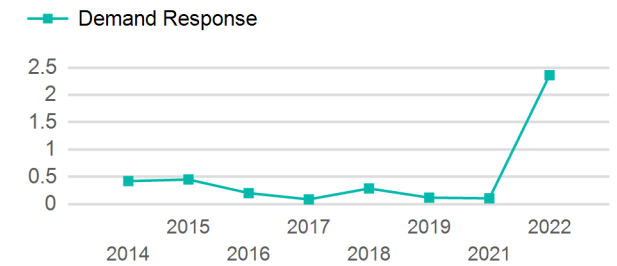
Operating Expenses per Vehicle Revenue Mile



Modal Characteristics

Mode	Annual Unlinked Passenger Trips	Directly Operated VOMS	Purchased Transportation VOMS	Annual Vehicle Revenue Miles	Annual Vehicle Revenue Hours
Demand Response	5,538	1	0	2,344	688
Total	5,538	1	0	2,344	688

Unlinked Passenger Trip per Vehicle Revenue Mile



Metrics

Service Efficiency

Service Effectiveness

Mode	OE per VRM	OE per VRH	UPT per VRM	UPT per VRH	OE per UPT
Demand Response	\$13.96	\$47.55	2.4	8.0	\$5.91
Total	\$13.96	\$47.55	2.4	8.0	\$5.91

2022 Annual Agency Profile - Native Village of Noatak (NTD ID 00247)

2022 Funding Breakdown

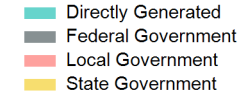
Summary of Operating Expenses (OE)

Mode	Operating Expenses	Fare Revenues
Demand Response	\$32,714	\$0
Total	\$32,714	\$0

Sources of Operating Funds Expended

Directly Generated	\$0
Federal Government	\$0
Local Government	\$32,714
State Government	\$0
Total Operating Funds Expended	\$32,714

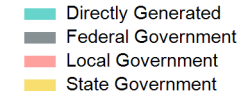
Operating Funding Sources



Capital Funding Sources

Sources of Capital Funds Expended

Directly Generated	\$0
Federal Government	\$0
Local Government	\$0
State Government	\$0
Total Capital Funds Expended	\$0



2022 Asset Management

Transit Asset Management (TAM) Tier Tier II

TAM Sponsor NTD ID

Metrics

2022 Performance Measure - Asset - 2023 Target
(% not in State of Good Repair)

Rolling Stock - VN - Van - 100%

Mode	Average Fleet Age in Years
Demand Response	10.0