

2022 Annual Agency Profile - People for People Moses Lake (NTD ID 00287)

Mailing Address: 302 W LINCOLN AVE
YAKIMA, WA 98902-2656

Website: <http://www.pfp.org>

Service Consumed

Annual Unlinked Trips (UPT) 17,486

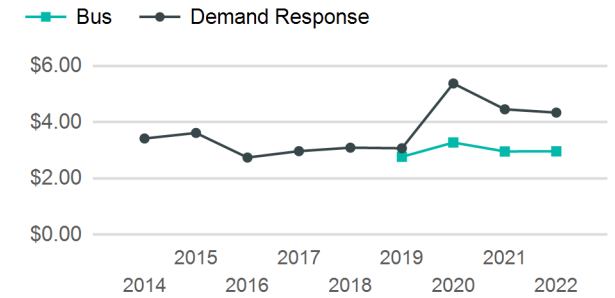
Service Supplied

Annual Vehicle Revenue Miles (VRM) 519,741

Annual Vehicle Revenue Hours (VRH) 25,394

Vehicles Operated in Maximum Service (VOMS) 26

Operating Expenses per Vehicle Revenue Mile



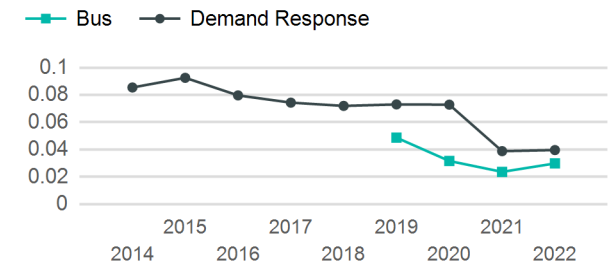
Assets

Revenue Vehicles 33
Service Vehicles 0
Facilities 0

Modal Characteristics

Mode	Annual Unlinked Passenger Trips	Directly Operated VOMS	Purchased Transportation VOMS	Annual Vehicle Revenue Miles	Annual Vehicle Revenue Hours
Demand Response	8,055	19	0	203,455	12,197
Bus	9,431	7	0	316,286	13,197
Total	17,486	26	0	519,741	25,394

Unlinked Passenger Trip per Vehicle Revenue Mile



Metrics

Service Efficiency

Service Effectiveness

Mode	OE per VRM	OE per VRH	UPT per VRM	UPT per VRH	OE per UPT
Demand Response	\$4.34	\$72.41	0.0	0.7	\$109.64
Bus	\$2.97	\$71.07	0.0	0.7	\$99.44
Total	\$3.50	\$71.71	0.0	0.7	\$104.14

2022 Annual Agency Profile - People for People Moses Lake (NTD ID 00287)

2022 Funding Breakdown

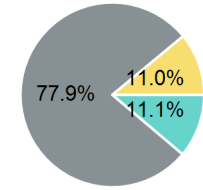
Summary of Operating Expenses (OE)

Mode	Operating Expenses	Fare Revenues
Demand Response	\$883,135	\$0
Bus	\$937,847	\$0
Total	\$1,820,982	\$0

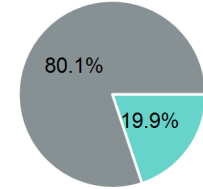
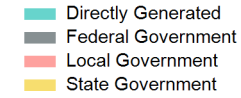
Sources of Operating Funds Expended

Directly Generated	\$202,790
Federal Government	\$1,418,498
Local Government	\$0
State Government	\$199,694
Total Operating Funds Expended	\$1,820,982

Operating Funding Sources



Capital Funding Sources



Sources of Capital Funds Expended

Directly Generated	\$81,292
Federal Government	\$327,659
Local Government	\$0
State Government	\$0
Total Capital Funds Expended	\$408,951

2022 Asset Management

Transit Asset Management (TAM) Tier Tier II

TAM Sponsor NTD ID

Metrics

2022 Performance Measure - Asset - 2023 Target (% not in State of Good Repair)

Rolling Stock - CU - Cutaway - 48%
Rolling Stock - MV - Minivan - 100%

Mode	Average Fleet Age in Years
Demand Response	4.2
Bus	7.3