

# 2022 Annual Agency Profile - Center for Community (NTD ID 00320)

**Mailing Address:** 700 KATLIAN ST  
SITKA, AK 99835-7359

**Website:** <http://www.ptialaska.net/~cfcsitka/index.htm>

## Service Consumed

Annual Unlinked Trips (UPT) 0

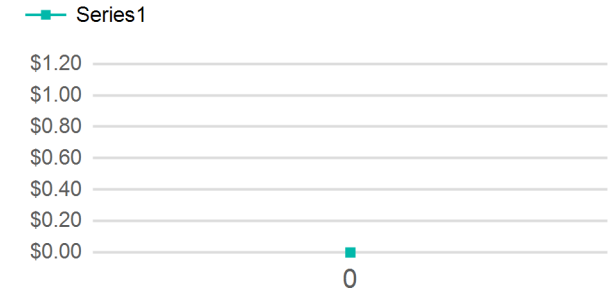
## Assets

Revenue Vehicles 1  
Service Vehicles 0  
Facilities 0

## Service Supplied

Annual Vehicle Revenue Miles (VRM) 0  
Annual Vehicle Revenue Hours (VRH) 0  
Vehicles Operated in Maximum Service (VOMS) 0

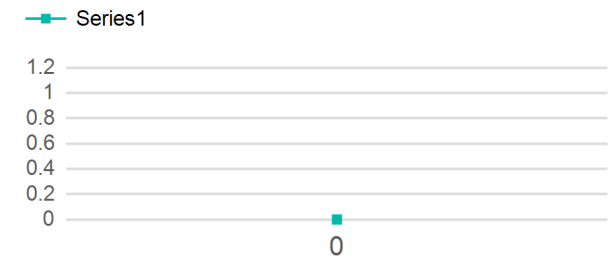
## Operating Expenses per Vehicle Revenue Mile



## Modal Characteristics

Mode	Annual Unlinked Passenger Trips	Directly Operated VOMS	Purchased Transportation VOMS	Annual Vehicle Revenue Miles	Annual Vehicle Revenue Hours
Total	0	0	0	0	0

## Unlinked Passenger Trip per Vehicle Revenue Mile



## Service Efficiency

## Service Effectiveness

Mode	OE per VRM	OE per VRH	UPT per VRM	UPT per VRH	OE per UPT
Total	\$0.00	\$0.00	0.0	0.0	\$0.00

#Error #Error #Error #Error #Error

# 2022 Annual Agency Profile - Center for Community (NTD ID 00320)

## 2022 Funding Breakdown

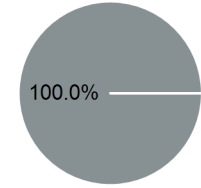
### Summary of Operating Expenses (OE)

Mode	Operating Expenses	Fare Revenues
Total	\$0	\$0
	<b>\$0</b>	<b>\$0</b>

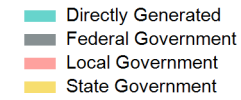
### Sources of Operating Funds Expended

Directly Generated	\$0
Federal Government	\$106,411
Local Government	\$0
State Government	\$0
<b>Total Operating Funds Expended</b>	<b>\$106,411</b>

### Operating Funding Sources



### Capital Funding Sources



### Sources of Capital Funds Expended

Directly Generated	\$0
Federal Government	\$0
Local Government	\$0
State Government	\$0
<b>Total Capital Funds Expended</b>	<b>\$0</b>

## 2022 Asset Management

Transit Asset Management (TAM) Tier Tier II TAM Sponsor NTD ID 0R04

### Metrics

#### 2022 Performance Measure - Asset - 2023 Target (% not in State of Good Repair)

Mode	Average Fleet Age in Years
Equipment - Automobiles - 80%	0.0
Equipment - Trucks and other Rubber Tire Vehicles - 20%	
Facility - Administrative / Maintenance Facilities - 0%	
Facility - Passenger / Parking Facilities - 0%	
Rolling Stock - AO - Automobile - 40%	
Rolling Stock - BU - Bus - 30%	
Rolling Stock - CU - Cutaway - 35%	
Rolling Stock - FB - Ferryboat - 0%	
Rolling Stock - MV - Minivan - 50%	
Rolling Stock - SV - Sports Utility Vehicle - 75%	
Rolling Stock - VN - Van - 50%	