

2022 Annual Agency Profile - White Pass Community Services Coalition (NTD ID 00366)

Mailing Address: P.O. Box 789
Morton, WA 98356-0789

Website: <https://www.lmtaaa.org/>

Service Consumed

Annual Unlinked Trips (UPT) 776

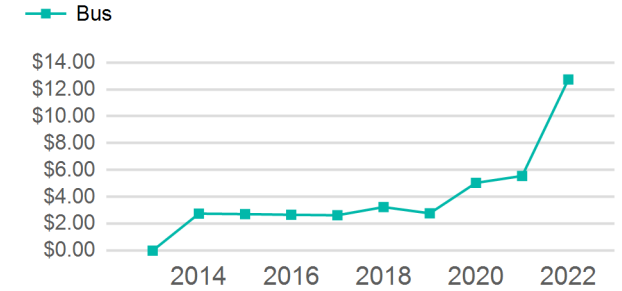
Assets

Revenue Vehicles 4
Service Vehicles 0
Facilities 3

Service Supplied

Annual Vehicle Revenue Miles (VRM) 29,547
Annual Vehicle Revenue Hours (VRH) 1,066
Vehicles Operated in Maximum Service (VOMS) 2

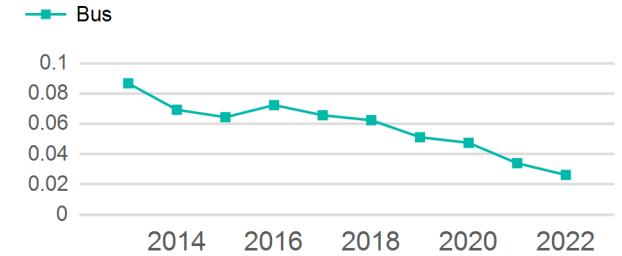
Operating Expenses per Vehicle Revenue Mile



Modal Characteristics

Mode	Annual Unlinked Passenger Trips	Directly Operated VOMS	Purchased Transportation VOMS	Annual Vehicle Revenue Miles	Annual Vehicle Revenue Hours
Bus	776	2	0	29,547	1,066
Total	776	2	0	29,547	1,066

Unlinked Passenger Trip per Vehicle Revenue Mile



Metrics

Mode	Service Efficiency		Service Effectiveness		
	OE per VRM	OE per VRH	UPT per VRM	UPT per VRH	OE per UPT
Bus	\$12.73	\$352.97	0.0	0.7	\$484.87
Total	\$12.73	\$352.97	0.0	0.7	\$484.87

2022 Annual Agency Profile - White Pass Community Services Coalition (NTD ID 00366)

2022 Funding Breakdown

Summary of Operating Expenses (OE)

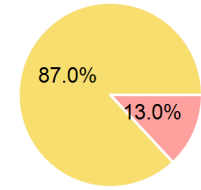
Mode	Operating Expenses	Fare Revenues
Bus	\$376,261	\$0
Total	\$376,261	\$0

Sources of Operating Funds Expended

Directly Generated	\$0
Federal Government	\$0
Local Government	\$49,045
State Government	\$327,216
Total Operating Funds Expended	\$376,261

Operating Funding Sources

■ Directly Generated
■ Federal Government
■ Local Government
■ State Government



Capital Funding Sources

■ Directly Generated
■ Federal Government
■ Local Government
■ State Government

Sources of Capital Funds Expended

Directly Generated	\$0
Federal Government	\$0
Local Government	\$0
State Government	\$0
Total Capital Funds Expended	\$0

2022 Asset Management

Transit Asset Management (TAM) Tier Tier II

TAM Sponsor NTD ID

Metrics

2022 Performance Measure - Asset - 2023 Target (% not in State of Good Repair)

Facility - Administrative / Maintenance Facilities - 0%
 Facility - Passenger / Parking Facilities - 0%
 Rolling Stock - BU - Bus - 0%
 Rolling Stock - CU - Cutaway - 67%

Mode	Average Fleet Age in Years
Bus	11.5