

2022 Annual Agency Profile - Inter-Island Ferry Authority (NTD ID 00382)

Mailing Address: 333 COLD STORAGE RD
CRAIG, AK 99921

Website: <http://www.interislandferry.com>

Service Consumed

Annual Unlinked Trips (UPT) 38,542

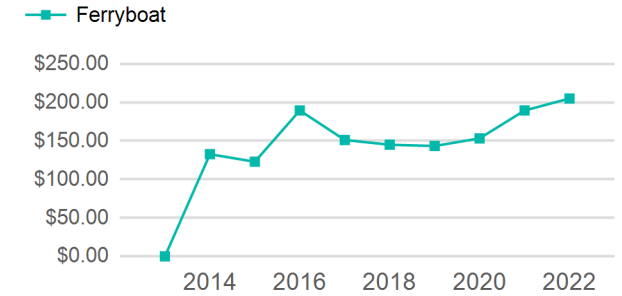
Service Supplied

Annual Vehicle Revenue Miles (VRM) 25,776

Annual Vehicle Revenue Hours (VRH) 2,148

Vehicles Operated in Maximum Service (VOMS) 1

Operating Expenses per Vehicle Revenue Mile



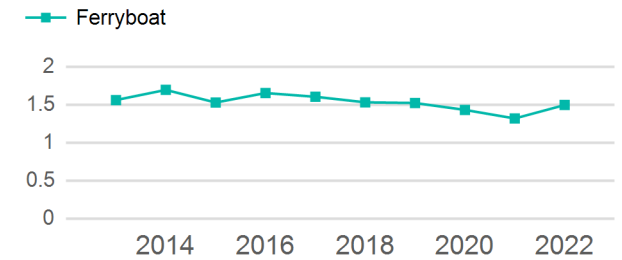
Assets

Revenue Vehicles 2
Service Vehicles 6
Facilities 3

Modal Characteristics

Mode	Annual Unlinked Passenger Trips	Directly Operated VOMS	Purchased Transportation VOMS	Annual Vehicle Revenue Miles	Annual Vehicle Revenue Hours
Ferryboat	38,542	1	0	25,776	2,148
Total	38,542	1	0	25,776	2,148

Unlinked Passenger Trip per Vehicle Revenue Mile



Mode	Service Efficiency		Service Effectiveness		
	OE per VRM	OE per VRH	UPT per VRM	UPT per VRH	OE per UPT
Ferryboat	\$205.02	\$2,460.30	1.5	17.9	\$137.12
Total	\$205.02	\$2,460.30	1.5	17.9	\$137.12

2022 Annual Agency Profile - Inter-Island Ferry Authority (NTD ID 00382)

2022 Funding Breakdown

Summary of Operating Expenses (OE)

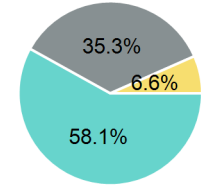
Mode	Operating Expenses	Fare Revenues
Ferryboat	\$5,284,719	\$2,004,184
Total	\$5,284,719	\$2,004,184

Sources of Operating Funds Expended

Directly Generated	\$3,068,037
Federal Government	\$1,867,880
Local Government	\$0
State Government	\$348,802
Total Operating Funds Expended	\$5,284,719

Operating Funding Sources

■ Directly Generated
■ Federal Government
■ Local Government
■ State Government



Capital Funding Sources

■ Directly Generated
■ Federal Government
■ Local Government
■ State Government

Sources of Capital Funds Expended

Directly Generated	\$0
Federal Government	\$0
Local Government	\$0
State Government	\$0
Total Capital Funds Expended	\$0

2022 Asset Management

Transit Asset Management (TAM) Tier Tier II **TAM Sponsor NTD ID** 0R04

Metrics

2022 Performance Measure - Asset - 2023 Target (% not in State of Good Repair)

Equipment - Automobiles - 80%
 Equipment - Trucks and other Rubber Tire Vehicles - 20%
 Facility - Administrative / Maintenance Facilities - 0%
 Facility - Passenger / Parking Facilities - 0%
 Rolling Stock - AO - Automobile - 40%
 Rolling Stock - BU - Bus - 30%
 Rolling Stock - CU - Cutaway - 35%
 Rolling Stock - FB - Ferryboat - 0%
 Rolling Stock - MV - Minivan - 50%
 Rolling Stock - SV - Sports Utility Vehicle - 75%
 Rolling Stock - VN - Van - 50%

Mode	Average Fleet Age in Years
Ferryboat	19.5