

2022 Annual Agency Profile - Gwichyaa Zhee Tribal Transit Service (NTD ID 00400)

Mailing Address: 1936 E 3RD AVE
FORT YUKON, AK 99740

Website:

Geographic Coverage

Primary Urbanized/Rural Area Alaska Non-UZA
Other Areas Served:

Assets

Revenue Vehicles 1
Service Vehicles 0
Facilities 1

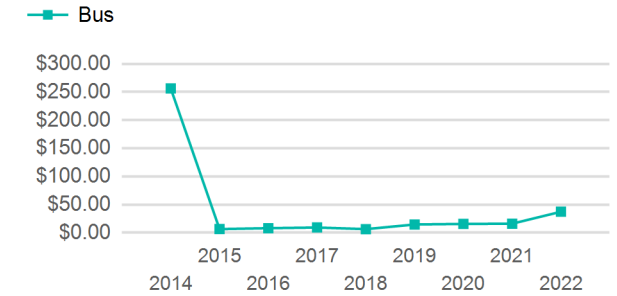
Service Consumed

Annual Unlinked Trips (UPT) 1,770

Service Supplied

Annual Vehicle Revenue Miles (VRM) 4,464
Annual Vehicle Revenue Hours (VRH) 539
Vehicles Operated in Maximum Service (VOMS) 1

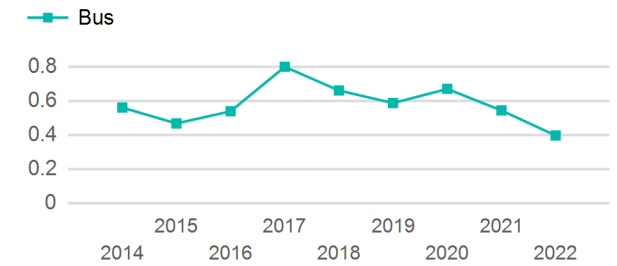
Operating Expenses per Vehicle Revenue Mile



Modal Characteristics

Mode	Annual Unlinked Passenger Trips	Directly Operated VOMS	Purchased Transportation VOMS	Annual Vehicle Revenue Miles	Annual Vehicle Revenue Hours
Bus	1,770	1	0	4,464	539
Total	1,770	1	0	4,464	539

Unlinked Passenger Trip per Vehicle Revenue Mile



Metrics

Service Efficiency

Service Effectiveness

Mode	OE per VRM	OE per VRH	UPT per VRM	UPT per VRH	OE per UPT
Bus	\$37.32	\$309.10	0.4	3.3	\$94.13
Total	\$37.32	\$309.10	0.4	3.3	\$94.13

2022 Annual Agency Profile - Gwichyaa Zhee Tribal Transit Service (NTD ID 00400)

2022 Funding Breakdown

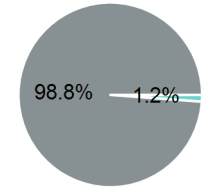
Summary of Operating Expenses (OE)

Mode	Operating Expenses	Fare Revenues
Bus	\$166,605	\$1,968
Total	\$166,605	\$1,968

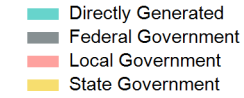
Sources of Operating Funds Expended

Directly Generated	\$1,968
Federal Government	\$164,637
Local Government	\$0
State Government	\$0
Total Operating Funds Expended	\$166,605

Operating Funding Sources



Capital Funding Sources



Sources of Capital Funds Expended

Directly Generated	\$0
Federal Government	\$0
Local Government	\$0
State Government	\$0
Total Capital Funds Expended	\$0

2022 Asset Management

Transit Asset Management (TAM) Tier Tier II

TAM Sponsor NTD ID

Metrics

2022 Performance Measure - Asset - 2023 Target (% not in State of Good Repair)

Facility - Administrative / Maintenance Facilities - 0%
 Rolling Stock - CU - Cutaway - 100%

Mode	Average Fleet Age in Years
Bus	17.0