

2022 Annual Agency Profile - Lower Elwha Klallam Tribe (NTD ID 00401)

Mailing Address: 2851 LOWER ELWHA RD
PORT ANGELES, WA 98363-8409

Website: <http://www.elwha.org>

Geographic Coverage

Primary Urbanized/Rural Area Washington Non-UZA

Other Areas Served:

Assets

Revenue Vehicles 1
Service Vehicles 0
Facilities 0

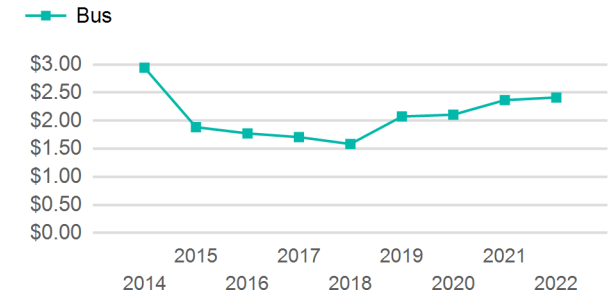
Service Consumed

Annual Unlinked Trips (UPT) 627

Service Supplied

Annual Vehicle Revenue Miles (VRM) 14,233
Annual Vehicle Revenue Hours (VRH) 650
Vehicles Operated in Maximum Service (VOMS) 1

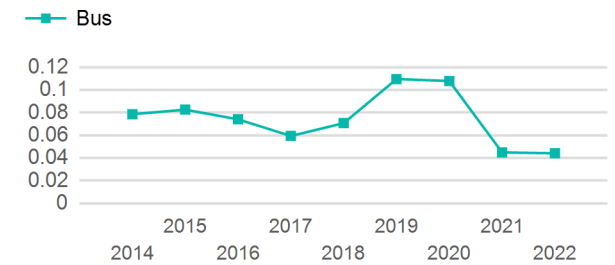
Operating Expenses per Vehicle Revenue Mile



Modal Characteristics

Mode	Annual Unlinked Passenger Trips	Directly Operated VOMS	Purchased Transportation VOMS	Annual Vehicle Revenue Miles	Annual Vehicle Revenue Hours
Bus	627	1	0	14,233	650
Total	627	1	0	14,233	650

Unlinked Passenger Trip per Vehicle Revenue Mile



Metrics

Service Efficiency

Service Effectiveness

Mode	OE per VRM	OE per VRH	UPT per VRM	UPT per VRH	OE per UPT
Bus	\$2.41	\$52.84	0.0	1.0	\$54.78
Total	\$2.41	\$52.84	0.0	1.0	\$54.78

2022 Annual Agency Profile - Lower Elwha Klallam Tribe (NTD ID 00401)

2022 Funding Breakdown

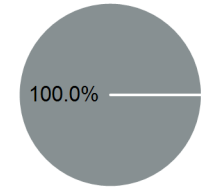
Summary of Operating Expenses (OE)

Mode	Operating Expenses	Fare Revenues
Bus	\$34,347	\$0
Total	\$34,347	\$0

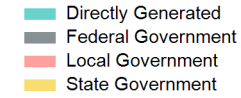
Sources of Operating Funds Expended

Directly Generated	\$0
Federal Government	\$34,347
Local Government	\$0
State Government	\$0
Total Operating Funds Expended	\$34,347

Operating Funding Sources



Capital Funding Sources



Sources of Capital Funds Expended

Directly Generated	\$0
Federal Government	\$0
Local Government	\$0
State Government	\$0
Total Capital Funds Expended	\$0

2022 Asset Management

Transit Asset Management (TAM) Tier Tier II

TAM Sponsor NTD ID

Metrics

2022 Performance Measure - Asset - 2023 Target
(% not in State of Good Repair)

Rolling Stock - VN - Van - 0%

Mode	Average Fleet Age in Years
Bus	2.0