

2022 Annual Agency Profile - Muckleshoot Indian Tribe (NTD ID 00407)

Mailing Address: 39015 172ND AVE SE
AUBURN, WA 98092-2689

Website: <http://www.muckleshoot.nsn.us/>

Geographic Coverage

Primary Urbanized/Rural Area Seattle--Tacoma, WA

Other Areas Served:

Washington Non-UZA

Assets

Revenue Vehicles 9
Service Vehicles 0
Facilities 2

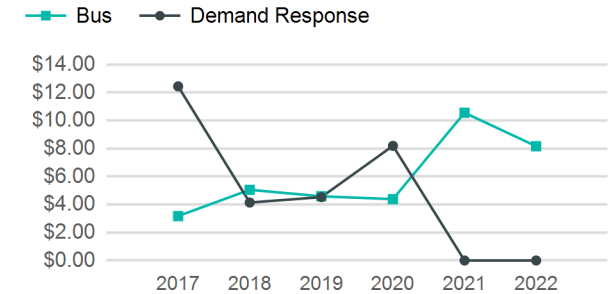
Service Consumed

Annual Unlinked Trips (UPT) 16,198

Service Supplied

Annual Vehicle Revenue Miles (VRM) 118,228
Annual Vehicle Revenue Hours (VRH) 8,910
Vehicles Operated in Maximum Service (VOMS) 4

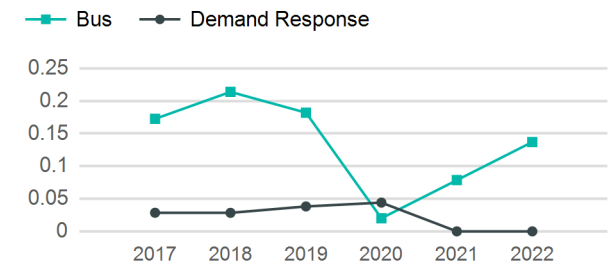
Operating Expenses per Vehicle Revenue Mile



Modal Characteristics

Mode	Annual Unlinked Passenger Trips	Directly Operated VOMS	Purchased Transportation VOMS	Annual Vehicle Revenue Miles	Annual Vehicle Revenue Hours
Demand Response	0	0	0	0	0
Bus	16,198	4	0	118,228	8,910
Total	16,198	4	0	118,228	8,910

Unlinked Passenger Trip per Vehicle Revenue Mile



Metrics

Service Efficiency

Service Effectiveness

Mode	OE per VRM	OE per VRH	UPT per VRM	UPT per VRH	OE per UPT
Demand Response	\$0.00	\$0.00	0.0	0.0	\$0.00
Bus	\$8.17	\$108.37	0.1	1.8	\$59.61
Total	\$8.17	\$108.37	0.1	1.8	\$59.61

2022 Annual Agency Profile - Muckleshoot Indian Tribe (NTD ID 00407)

2022 Funding Breakdown

Summary of Operating Expenses (OE)

Mode	Operating Expenses	Fare Revenues
Demand Response	\$0	\$0
Bus	\$965,560	\$0
Total	\$965,560	\$0

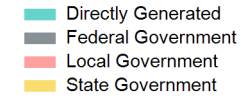
Sources of Operating Funds Expended

Directly Generated	\$0
Federal Government	\$0
Local Government	\$965,560
State Government	\$0
Total Operating Funds Expended	\$965,560

Operating Funding Sources



Capital Funding Sources



Sources of Capital Funds Expended

Directly Generated	\$0
Federal Government	\$0
Local Government	\$0
State Government	\$0
Total Capital Funds Expended	\$0

2022 Asset Management

Transit Asset Management (TAM) Tier Tier II

TAM Sponsor NTD ID

Metrics

2022 Performance Measure - Asset - 2023 Target (% not in State of Good Repair)

Facility - Administrative / Maintenance Facilities - 0%
 Facility - Passenger / Parking Facilities - 0%
 Rolling Stock - CU - Cutaway - 0%
 Rolling Stock - VN - Van - 0%

Mode	Average Fleet Age in Years
Demand Response	6.3
Bus	5.2