

# 2022 Annual Agency Profile - Boise State University (NTD ID 00416)

**Mailing Address:** 1910 UNIVERSITY DR  
BOISE, ID 83725-0001

**Website:** <https://www.boisestate.edu/publicsafety-transportation/>

## Geographic Coverage

**Primary Urbanized/Rural Area** Boise City, ID  
**Service Area Population** 29,260  
**Service Area Sq. Miles** 5  
**Other Areas Served:**

## Assets

**Revenue Vehicles** 13  
**Service Vehicles** 0  
**Facilities** 3

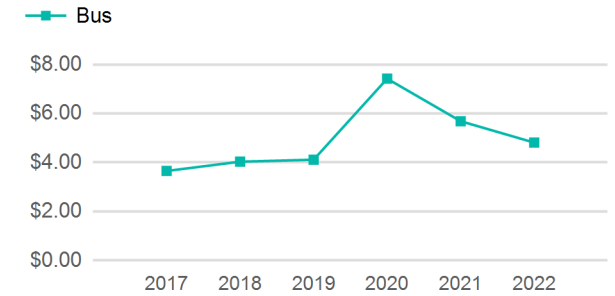
## Service Consumed

**Annual Unlinked Trips (UPT)** 98,300

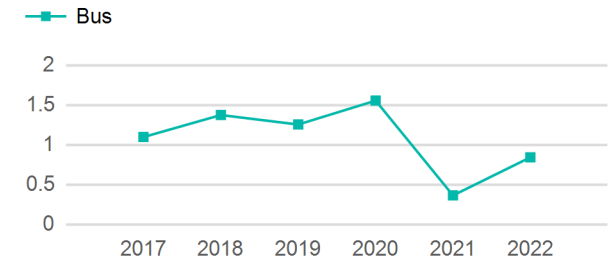
## Service Supplied

**Annual Vehicle Revenue Miles (VRM)** 116,506  
**Annual Vehicle Revenue Hours (VRH)** 15,937  
**Vehicles Operated in Maximum Service (VOMS)** 9

## Operating Expenses per Vehicle Revenue Mile



## Unlinked Passenger Trip per Vehicle Revenue Mile



## Modal Characteristics

Mode	Annual Unlinked Passenger Trips	Directly Operated VOMS	Purchased Transportation VOMS	Annual Vehicle Revenue Miles	Annual Vehicle Revenue Hours
Bus	98,300	9	0	116,506	15,937
<b>Total</b>	<b>98,300</b>	<b>9</b>	<b>0</b>	<b>116,506</b>	<b>15,937</b>

## Metrics

### Service Efficiency

### Service Effectiveness

Mode	OE per VRM	OE per VRH	UPT per VRM	UPT per VRH	OE per UPT
Bus	\$4.81	\$35.18	0.8	6.2	\$5.70
<b>Total</b>	<b>\$4.81</b>	<b>\$35.18</b>	<b>0.8</b>	<b>6.2</b>	<b>\$5.70</b>

# 2022 Annual Agency Profile - Boise State University (NTD ID 00416)

## 2022 Funding Breakdown

### Summary of Operating Expenses (OE)

Mode	Operating Expenses	Fare Revenues
Bus	\$560,714	\$0
<b>Total</b>	<b>\$560,714</b>	<b>\$0</b>

### Sources of Operating Funds Expended

Directly Generated	\$560,714
Federal Government	\$0
Local Government	\$0
State Government	\$0
<b>Total Operating Funds Expended</b>	<b>\$560,714</b>

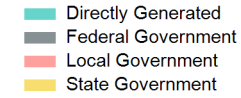
### Operating Funding Sources



### Capital Funding Sources

### Sources of Capital Funds Expended

Directly Generated	\$0
Federal Government	\$0
Local Government	\$0
State Government	\$0
<b>Total Capital Funds Expended</b>	<b>\$0</b>



## 2022 Asset Management

Transit Asset Management (TAM) Tier: Tier II      TAM Sponsor NTD ID: A0004

### Metrics

2022 Performance Measure - Asset - 2023 Target (% not in State of Good Repair)

Mode	Average Fleet Age in Years
Bus	7.6