

2022 Annual Agency Profile - Kenaitze Indian Tribe (NTD ID 00419)

Mailing Address: 150 N WILLOW ST
KENAI, AK 99611-9121

Website: <https://www.kenaitze.org/>

Geographic Coverage

Primary Urbanized/Rural Area Alaska Non-UZA

Other Areas Served:

Assets

Revenue Vehicles 20
Service Vehicles 0
Facilities 1

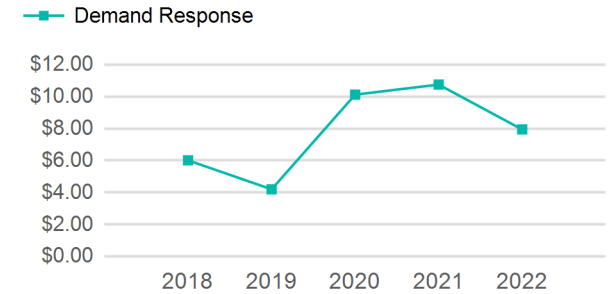
Service Consumed

Annual Unlinked Trips (UPT) 5,413

Service Supplied

Annual Vehicle Revenue Miles (VRM) 48,998
Annual Vehicle Revenue Hours (VRH) 3,172
Vehicles Operated in Maximum Service (VOMS) 7

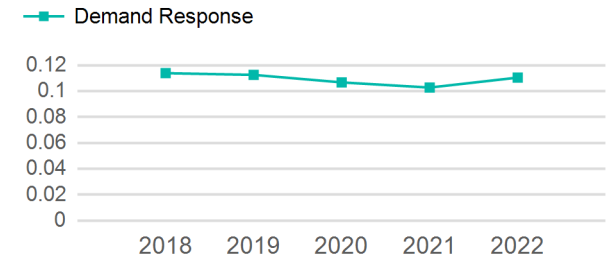
Operating Expenses per Vehicle Revenue Mile



Modal Characteristics

Mode	Annual Unlinked Passenger Trips	Directly Operated VOMS	Purchased Transportation VOMS	Annual Vehicle Revenue Miles	Annual Vehicle Revenue Hours
Demand Response	5,413	7	0	48,998	3,172
Total	5,413	7	0	48,998	3,172

Unlinked Passenger Trip per Vehicle Revenue Mile



Metrics

Service Efficiency

Service Effectiveness

Mode	OE per VRM	OE per VRH	UPT per VRM	UPT per VRH	OE per UPT
Demand Response	\$7.94	\$122.66	0.1	1.7	\$71.88
Total	\$7.94	\$122.66	0.1	1.7	\$71.88

2022 Annual Agency Profile - Kenaitze Indian Tribe (NTD ID 00419)

2022 Funding Breakdown

Summary of Operating Expenses (OE)

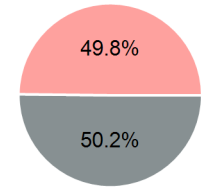
Mode	Operating Expenses	Fare Revenues
Demand Response	\$389,065	\$0
Total	\$389,065	\$0

Sources of Operating Funds Expended

Directly Generated	\$0
Federal Government	\$195,255
Local Government	\$193,810
State Government	\$0
Total Operating Funds Expended	\$389,065

Operating Funding Sources

- Directly Generated
- Federal Government
- Local Government
- State Government



Capital Funding Sources

- Directly Generated
- Federal Government
- Local Government
- State Government

Sources of Capital Funds Expended

Directly Generated	\$0
Federal Government	\$0
Local Government	\$0
State Government	\$0
Total Capital Funds Expended	\$0

2022 Asset Management

Transit Asset Management (TAM) Tier Tier II

TAM Sponsor NTD ID

Metrics

2022 Performance Measure - Asset - 2023 Target (% not in State of Good Repair)

Facility - Administrative / Maintenance Facilities - 0%
 Rolling Stock - SB - School Bus - 100%
 Rolling Stock - VN - Van - 0%

Mode	Average Fleet Age in Years
Demand Response	5.7