

2022 Annual Agency Profile - Native Village of Unalakleet (NTD ID 00420)

Mailing Address: 270 MAIN STREET
UNALAKLEET, AK 99684

Website: https://narf.org/nill/tribes/native_unalakleet.html

Geographic Coverage

Primary Urbanized/Rural Area Alaska Non-UZA
Other Areas Served:

Assets

Revenue Vehicles 3
Service Vehicles 2
Facilities 1

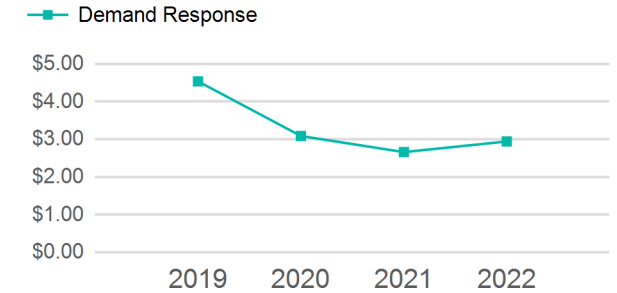
Service Consumed

Annual Unlinked Trips (UPT) 8,851

Service Supplied

Annual Vehicle Revenue Miles (VRM) 11,097
Annual Vehicle Revenue Hours (VRH) 1,326
Vehicles Operated in Maximum Service (VOMS) 1

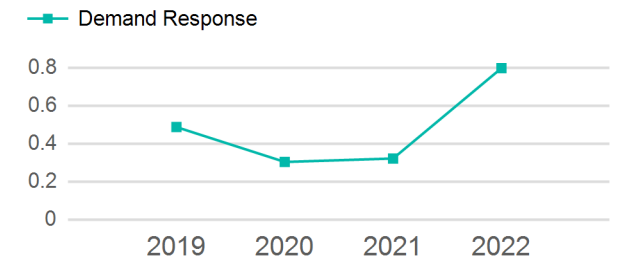
Operating Expenses per Vehicle Revenue Mile



Modal Characteristics

Mode	Annual Unlinked Passenger Trips	Directly Operated VOMS	Purchased Transportation VOMS	Annual Vehicle Revenue Miles	Annual Vehicle Revenue Hours
Demand Response	8,851	1	0	11,097	1,326
Total	8,851	1	0	11,097	1,326

Unlinked Passenger Trip per Vehicle Revenue Mile



Metrics

Service Efficiency

Service Effectiveness

Mode	OE per VRM	OE per VRH	UPT per VRM	UPT per VRH	OE per UPT
Demand Response	\$2.94	\$24.63	0.8	6.7	\$3.69
Total	\$2.94	\$24.63	0.8	6.7	\$3.69

2022 Annual Agency Profile - Native Village of Unalakleet (NTD ID 00420)

2022 Funding Breakdown

Summary of Operating Expenses (OE)

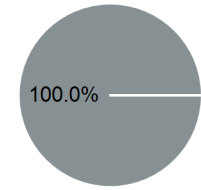
Mode	Operating Expenses	Fare Revenues
Demand Response	\$32,657	\$0
Total	\$32,657	\$0

Sources of Operating Funds Expended

Directly Generated	\$0
Federal Government	\$32,657
Local Government	\$0
State Government	\$0
Total Operating Funds Expended	\$32,657

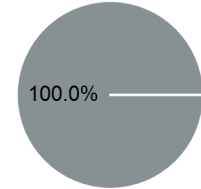
Operating Funding Sources

■ Directly Generated
■ Federal Government
■ Local Government
■ State Government



Capital Funding Sources

■ Directly Generated
■ Federal Government
■ Local Government
■ State Government



Sources of Capital Funds Expended

Directly Generated	\$0
Federal Government	\$120,469
Local Government	\$0
State Government	\$0
Total Capital Funds Expended	\$120,469

2022 Asset Management

Transit Asset Management (TAM) Tier Tier II

TAM Sponsor NTD ID

Metrics

2022 Performance Measure - Asset - 2023 Target (% not in State of Good Repair)

Equipment - Trucks and other Rubber Tire Vehicles - 0%
 Facility - Administrative / Maintenance Facilities - 0%
 Rolling Stock - CU - Cutaway - 0%
 Rolling Stock - MV - Minivan - 100%
 Rolling Stock - VN - Van - 0%

Mode	Average Fleet Age in Years
Demand Response	6.7