

2022 Annual Agency Profile - Noorvik Native Community (NTD ID 00462)

Mailing Address: Northwind Drive #2
Noorvik, AK 99763

Website:

Geographic Coverage

Primary Urbanized/Rural Area Alaska Non-UZA

Other Areas Served:

Assets

Revenue Vehicles 1
Service Vehicles 0
Facilities 0

Service Consumed

Annual Unlinked Trips (UPT) 1,060

Service Supplied

Annual Vehicle Revenue Miles (VRM) 1,938
Annual Vehicle Revenue Hours (VRH) 1,945
Vehicles Operated in Maximum Service (VOMS) 1

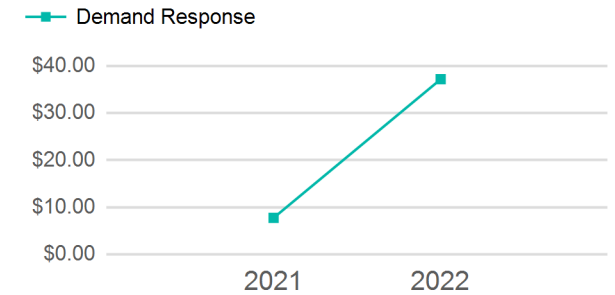
Modal Characteristics

Mode	Annual Unlinked Passenger Trips	Directly Operated VOMS	Purchased Transportation VOMS	Annual Vehicle Revenue Miles	Annual Vehicle Revenue Hours
Demand Response	1,060	1	0	1,938	1,945
Total	1,060	1	0	1,938	1,945

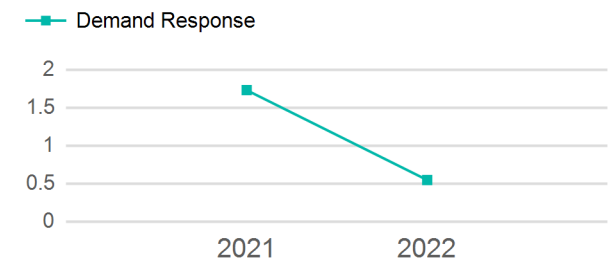
Metrics

Mode	Service Efficiency		Service Effectiveness		
	OE per VRM	OE per VRH	UPT per VRM	UPT per VRH	OE per UPT
Demand Response	\$37.16	\$37.03	0.5	0.5	\$67.94
Total	\$37.16	\$37.03	0.5	0.5	\$67.94

Operating Expenses per Vehicle Revenue Mile



Unlinked Passenger Trip per Vehicle Revenue Mile



2022 Annual Agency Profile - Noorvik Native Community (NTD ID 00462)

2022 Funding Breakdown

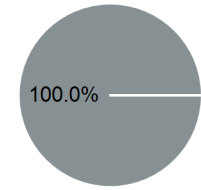
Summary of Operating Expenses (OE)

Mode	Operating Expenses	Fare Revenues
Demand Response	\$72,016	\$0
Total	\$72,016	\$0

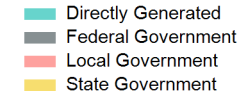
Sources of Operating Funds Expended

Directly Generated	\$0
Federal Government	\$72,016
Local Government	\$0
State Government	\$0
Total Operating Funds Expended	\$72,016

Operating Funding Sources



Capital Funding Sources



Sources of Capital Funds Expended

Directly Generated	\$0
Federal Government	\$0
Local Government	\$0
State Government	\$0
Total Capital Funds Expended	\$0

2022 Asset Management

Transit Asset Management (TAM) Tier Tier II

TAM Sponsor NTD ID

Metrics

2022 Performance Measure - Asset - 2023 Target (% not in State of Good Repair)

Rolling Stock - CU - Cutaway - 0%

Mode	Average Fleet Age in Years
Demand Response	3.0