

# 2022 Annual Agency Profile - Petersburg Indian Association (NTD ID 00463)

**Mailing Address:** 15 N 12TH ST  
PETERSBURG, AK 99833

**Website:** <http://piatribal.org>

## Geographic Coverage

**Primary Urbanized/Rural Area** Alaska Non-UZA  
**Other Areas Served:**

## Assets

**Revenue Vehicles** 1  
**Service Vehicles** 0  
**Facilities** 0

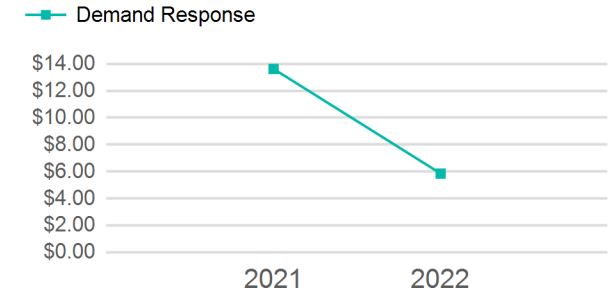
## Service Consumed

**Annual Unlinked Trips (UPT)** 5,882

## Service Supplied

**Annual Vehicle Revenue Miles (VRM)** 8,702  
**Annual Vehicle Revenue Hours (VRH)** 694  
**Vehicles Operated in Maximum Service (VOMS)** 1

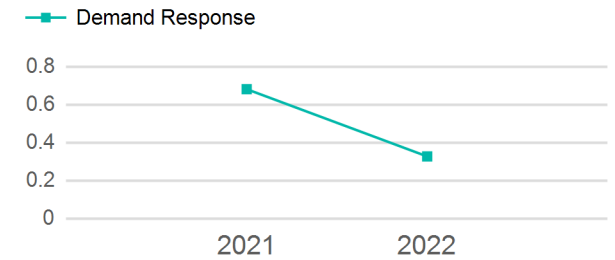
## Operating Expenses per Vehicle Revenue Mile



## Modal Characteristics

Mode	Annual Unlinked Passenger Trips	Directly Operated VOMS	Purchased Transportation VOMS	Annual Vehicle Revenue Miles	Annual Vehicle Revenue Hours
Demand Response	5,882	1	0	8,702	694
<b>Total</b>	<b>5,882</b>	<b>1</b>	<b>0</b>	<b>8,702</b>	<b>694</b>

## Unlinked Passenger Trip per Vehicle Revenue Mile



## Metrics

### Service Efficiency

### Service Effectiveness

Mode	OE per VRM	OE per VRH	UPT per VRM	UPT per VRH	OE per UPT
Demand Response	\$11.46	\$143.70	0.7	8.5	\$16.95
<b>Total</b>	<b>\$11.46</b>	<b>\$143.70</b>	<b>0.7</b>	<b>8.5</b>	<b>\$16.95</b>

# 2022 Annual Agency Profile - Petersburg Indian Association (NTD ID 00463)

## 2022 Funding Breakdown

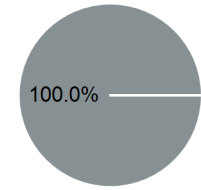
### Summary of Operating Expenses (OE)

Mode	Operating Expenses	Fare Revenues
Demand Response	\$99,729	\$0
<b>Total</b>	<b>\$99,729</b>	<b>\$0</b>

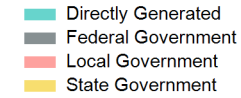
### Sources of Operating Funds Expended

Directly Generated	\$0
Federal Government	\$99,729
Local Government	\$0
State Government	\$0
<b>Total Operating Funds Expended</b>	<b>\$99,729</b>

### Operating Funding Sources



### Capital Funding Sources



### Sources of Capital Funds Expended

Directly Generated	\$0
Federal Government	\$0
Local Government	\$0
State Government	\$0
<b>Total Capital Funds Expended</b>	<b>\$0</b>

## 2022 Asset Management

Transit Asset Management (TAM) Tier Tier II

TAM Sponsor NTD ID

### Metrics

2022 Performance Measure - Asset - 2023 Target  
(% not in State of Good Repair)

Rolling Stock - CU - Cutaway - 0%

Mode	Average Fleet Age in Years
Demand Response	4.0