

2022 Annual Agency Profile - Regional Transportation Program, Inc. (NTD ID 10069)

Mailing Address: 1 LEDGEVIEW DR
WESTBROOK, ME 04092-3939

Website: <http://www.rtprides.org/>

Geographic Coverage

Primary Urbanized/Rural Area Portland, ME
Service Area Population 265,612
Service Area Sq. Miles 53
Other Areas Served:
 Maine Non-UZA

Assets

Revenue Vehicles 26
Service Vehicles 0
Facilities 1

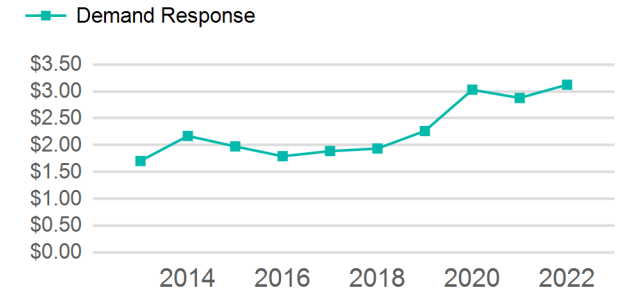
Service Consumed

Annual Unlinked Trips (UPT) 48,929

Service Supplied

Annual Vehicle Revenue Miles (VRM) 438,050
Annual Vehicle Revenue Hours (VRH) 24,531
Vehicles Operated in Maximum Service (VOMS) 18

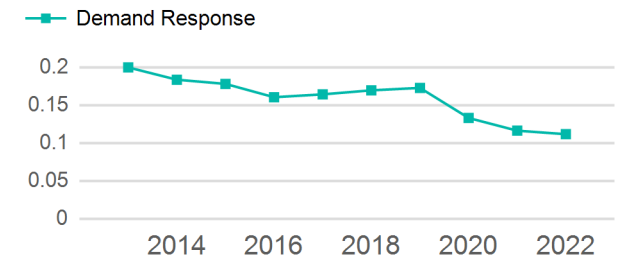
Operating Expenses per Vehicle Revenue Mile



Modal Characteristics

Mode	Annual Unlinked Passenger Trips	Directly Operated VOMS	Purchased Transportation VOMS	Annual Vehicle Revenue Miles	Annual Vehicle Revenue Hours
Demand Response	48,929	18	0	438,050	24,531
Total	48,929	18	0	438,050	24,531

Unlinked Passenger Trip per Vehicle Revenue Mile



Mode	Service Efficiency		Service Effectiveness		
	OE per VRM	OE per VRH	UPT per VRM	UPT per VRH	OE per UPT
Demand Response	\$6.25	\$111.58	0.1	2.0	\$55.94
Total	\$6.25	\$111.58	0.1	2.0	\$55.94

2022 Annual Agency Profile - Regional Transportation Program, Inc. (NTD ID 10069)

2022 Funding Breakdown

Summary of Operating Expenses (OE)

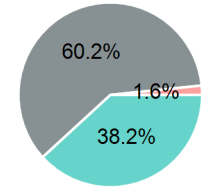
Mode	Operating Expenses	Fare Revenues
Demand Response	\$2,737,237	\$1,033,520
Total	\$2,737,237	\$1,033,520

Sources of Operating Funds Expended

Directly Generated	\$1,046,156
Federal Government	\$1,646,703
Local Government	\$44,378
State Government	\$0
Total Operating Funds Expended	\$2,737,237

Operating Funding Sources

■ Directly Generated
■ Federal Government
■ Local Government
■ State Government

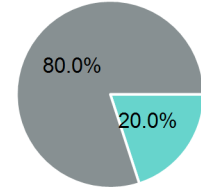


Sources of Capital Funds Expended

Directly Generated	\$46,065
Federal Government	\$184,260
Local Government	\$0
State Government	\$0
Total Capital Funds Expended	\$230,325

Capital Funding Sources

■ Directly Generated
■ Federal Government
■ Local Government
■ State Government



2022 Asset Management

Transit Asset Management (TAM) Tier	Tier II	TAM Sponsor NTD ID	1R03
-------------------------------------	---------	--------------------	------

Metrics

2022 Performance Measure - Asset - 2023 Target
(% not in State of Good Repair)

Mode	Average Fleet Age in Years
Demand Response	5.2