

2022 Annual Agency Profile - Mission Hill Link, Inc. (NTD ID 10182)

Mailing Address: 1534 Tremont St
Boston, MA 02120

Website: <https://kunle-lawal.github.io/mhlb/>

Geographic Coverage

Primary Urbanized/Rural Area Boston, MA--NH
Service Area Population 24,237
Service Area Sq. Miles 10
Other Areas Served:

Assets

Revenue Vehicles 1
Service Vehicles 0
Facilities 0

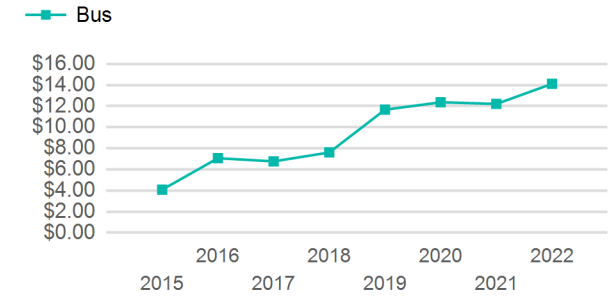
Service Consumed

Annual Unlinked Trips (UPT) 7,231

Service Supplied

Annual Vehicle Revenue Miles (VRM) 10,227
Annual Vehicle Revenue Hours (VRH) 2,298
Vehicles Operated in Maximum Service (VOMS) 1

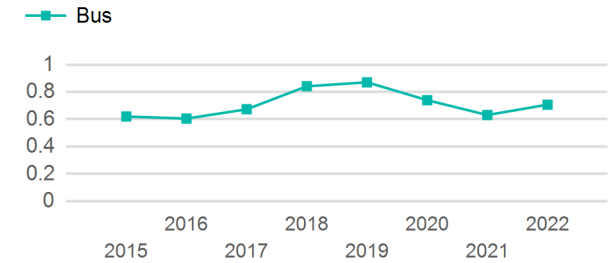
Operating Expenses per Vehicle Revenue Mile



Modal Characteristics

Mode	Annual Unlinked Passenger Trips	Directly Operated VOMS	Purchased Transportation VOMS	Annual Vehicle Revenue Miles	Annual Vehicle Revenue Hours
Bus	7,231	0	1	10,227	2,298
Total	7,231	0	1	10,227	2,298

Unlinked Passenger Trip per Vehicle Revenue Mile



Mode	Service Efficiency		Service Effectiveness		
	OE per VRM	OE per VRH	UPT per VRM	UPT per VRH	OE per UPT
Bus	\$14.11	\$62.79	0.7	3.1	\$19.95
Total	\$14.11	\$62.79	0.7	3.1	\$19.95

2022 Annual Agency Profile - Mission Hill Link, Inc. (NTD ID 10182)

2022 Funding Breakdown

Summary of Operating Expenses (OE)

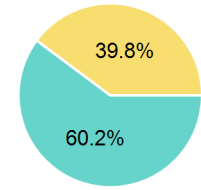
Mode	Operating Expenses	Fare Revenues
Bus	\$144,292	\$3,193
Total	\$144,292	\$3,193

Sources of Operating Funds Expended

Directly Generated	\$87,724
Federal Government	\$0
Local Government	\$0
State Government	\$58,043
Total Operating Funds Expended	\$145,767

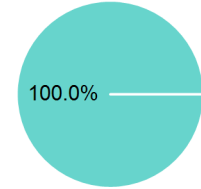
Operating Funding Sources

■ Directly Generated
■ Federal Government
■ Local Government
■ State Government



Capital Funding Sources

■ Directly Generated
■ Federal Government
■ Local Government
■ State Government



Sources of Capital Funds Expended

Directly Generated	\$1,475
Federal Government	\$0
Local Government	\$0
State Government	\$0
Total Capital Funds Expended	\$1,475

2022 Asset Management

Transit Asset Management (TAM) Tier Tier II

TAM Sponsor NTD ID

Metrics

2022 Performance Measure - Asset - 2023 Target
 (% not in State of Good Repair)

Rolling Stock - CU - Cutaway - 0%

Mode	Average Fleet Age in Years
Bus	9.0