

# 2022 Annual Agency Profile - Community Transit, Inc. (NTD ID 20160)

**Mailing Address:** 160 South route 17 North  
Paramus, NJ 07652

**Website:** <http://www.coachusa.com/>

## Geographic Coverage

**Primary Urbanized/Rural Area** New York--Jersey City--Newark, NY--NJ  
**Service Area Population** 324,278  
**Service Area Sq. Miles** 89  
**Other Areas Served:**

## Assets

**Revenue Vehicles** 22  
**Service Vehicles** 0  
**Facilities** 1

## Service Consumed

**Annual Unlinked Trips (UPT)** 113,172

## Service Supplied

**Annual Vehicle Revenue Miles (VRM)** 353,365  
**Annual Vehicle Revenue Hours (VRH)** 10,518  
**Vehicles Operated in Maximum Service (VOMS)** 13

## Modal Characteristics

Mode	Annual Unlinked Passenger Trips	Directly Operated VOMS	Purchased Transportation VOMS	Annual Vehicle Revenue Miles	Annual Vehicle Revenue Hours
Commuter Bus	113,172	13	0	353,365	10,518
<b>Total</b>	<b>113,172</b>	<b>13</b>	<b>0</b>	<b>353,365</b>	<b>10,518</b>

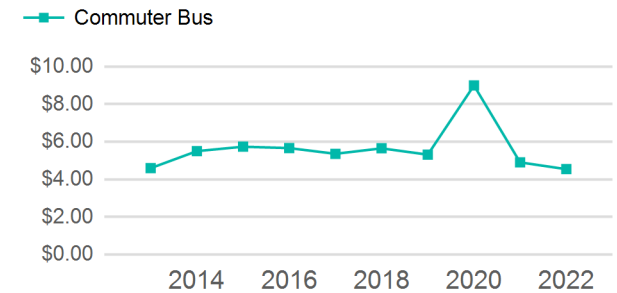
## Metrics

### Service Efficiency

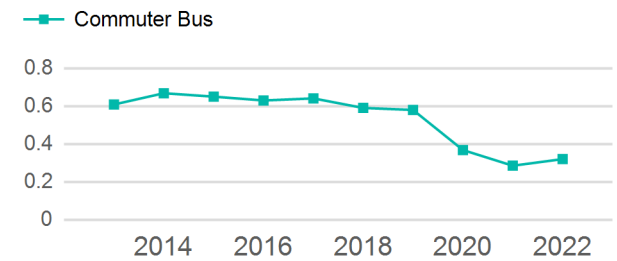
### Service Effectiveness

Mode	OE per VRM	OE per VRH	UPT per VRM	UPT per VRH	OE per UPT
Commuter Bus	\$4.54	\$152.65	0.3	10.8	\$14.19
<b>Total</b>	<b>\$4.54</b>	<b>\$152.65</b>	<b>0.3</b>	<b>10.8</b>	<b>\$14.19</b>

## Operating Expenses per Vehicle Revenue Mile



## Unlinked Passenger Trip per Vehicle Revenue Mile



# 2022 Annual Agency Profile - Community Transit, Inc. (NTD ID 20160)

## 2022 Funding Breakdown

### Summary of Operating Expenses (OE)

Mode	Operating Expenses	Fare Revenues
Commuter Bus	\$1,605,580	\$1,536,123
<b>Total</b>	<b>\$1,605,580</b>	<b>\$1,536,123</b>

### Sources of Operating Funds Expended

Directly Generated	\$1,536,123
Federal Government	\$0
Local Government	\$0
State Government	\$69,457
<b>Total Operating Funds Expended</b>	<b>\$1,605,580</b>

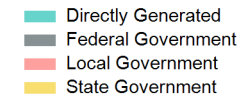
### Operating Funding Sources



### Capital Funding Sources

### Sources of Capital Funds Expended

Directly Generated	\$0
Federal Government	\$0
Local Government	\$0
State Government	\$0
<b>Total Capital Funds Expended</b>	<b>\$0</b>



## 2022 Asset Management

Transit Asset Management (TAM) Tier Tier II

TAM Sponsor NTD ID

### Metrics

2022 Performance Measure - Asset - 2023 Target  
(% not in State of Good Repair)

Mode	Average Fleet Age in Years
Commuter Bus	7.0