

# 2022 Annual Agency Profile - Town of Monroe dba Monroe Dial A Bus (NTD ID 20183)

**Mailing Address:** 91 Mine Road  
Monroe, NY 10950

**Website:** <https://www.monroeny.org/community/dial-a-bus>

## Geographic Coverage

**Primary Urbanized/Rural Area** Kiryas Joel, NY  
**Service Area Population** 30,486  
**Service Area Sq. Miles** 62  
**Other Areas Served:**

## Assets

**Revenue Vehicles** 6  
**Service Vehicles** 0  
**Facilities** 0

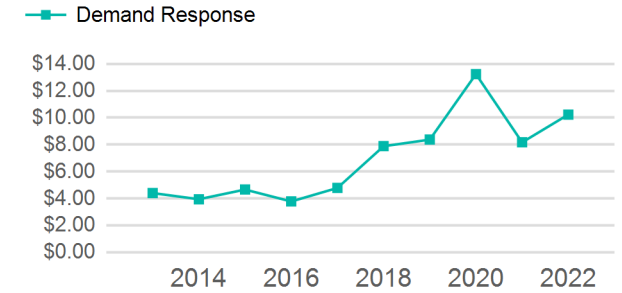
## Service Consumed

**Annual Unlinked Trips (UPT)** 13,542

## Service Supplied

**Annual Vehicle Revenue Miles (VRM)** 62,115  
**Annual Vehicle Revenue Hours (VRH)** 6,217  
**Vehicles Operated in Maximum Service (VOMS)** 5

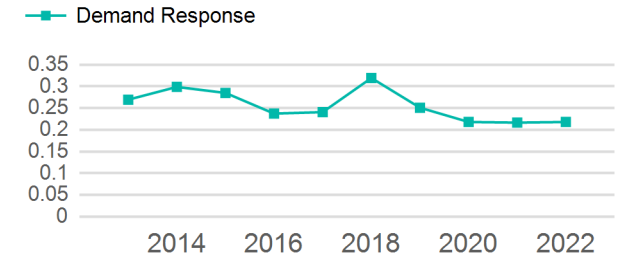
## Operating Expenses per Vehicle Revenue Mile



## Modal Characteristics

| Mode            | Annual Unlinked Passenger Trips | Directly Operated VOMS | Purchased Transportation VOMS | Annual Vehicle Revenue Miles | Annual Vehicle Revenue Hours |
|-----------------|---------------------------------|------------------------|-------------------------------|------------------------------|------------------------------|
| Demand Response | 13,542                          | 5                      | 0                             | 62,115                       | 6,217                        |
| <b>Total</b>    | <b>13,542</b>                   | <b>5</b>               | <b>0</b>                      | <b>62,115</b>                | <b>6,217</b>                 |

## Unlinked Passenger Trip per Vehicle Revenue Mile



| Mode            | Service Efficiency |                 | Service Effectiveness |             |                |
|-----------------|--------------------|-----------------|-----------------------|-------------|----------------|
|                 | OE per VRM         | OE per VRH      | UPT per VRM           | UPT per VRH | OE per UPT     |
| Demand Response | \$10.24            | \$102.28        | 0.2                   | 2.2         | \$46.96        |
| <b>Total</b>    | <b>\$10.24</b>     | <b>\$102.28</b> | <b>0.2</b>            | <b>2.2</b>  | <b>\$46.96</b> |

# 2022 Annual Agency Profile - Town of Monroe dba Monroe Dial A Bus (NTD ID 20183)

## 2022 Funding Breakdown

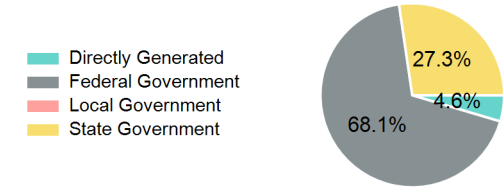
### Summary of Operating Expenses (OE)

| Mode            | Operating Expenses | Fare Revenues   |
|-----------------|--------------------|-----------------|
| Demand Response | \$635,877          | \$18,397        |
| <b>Total</b>    | <b>\$635,877</b>   | <b>\$18,397</b> |

### Sources of Operating Funds Expended

|                                       |                  |
|---------------------------------------|------------------|
| Directly Generated                    | \$29,158         |
| Federal Government                    | \$432,966        |
| Local Government                      | \$0              |
| State Government                      | \$173,753        |
| <b>Total Operating Funds Expended</b> | <b>\$635,877</b> |

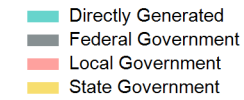
### Operating Funding Sources



### Capital Funding Sources

### Sources of Capital Funds Expended

|                                     |            |
|-------------------------------------|------------|
| Directly Generated                  | \$0        |
| Federal Government                  | \$0        |
| Local Government                    | \$0        |
| State Government                    | \$0        |
| <b>Total Capital Funds Expended</b> | <b>\$0</b> |



## 2022 Asset Management

Transit Asset Management (TAM) Tier Tier II

TAM Sponsor NTD ID A0023

### Metrics

2022 Performance Measure - Asset - 2023 Target  
(% not in State of Good Repair)

| Mode            | Average Fleet Age in Years |
|-----------------|----------------------------|
| Demand Response | 3.3                        |