

2022 Annual Agency Profile - South Jersey Transportation Authority (NTD ID 20200)

Mailing Address: 512 Lakeland Rd
Blackwood, NJ 08012-2946

Website: <http://www.sjta.com/>

Geographic Coverage

Primary Urbanized/Rural Area Philadelphia, PA--NJ--DE--MD
Service Area Population 1,525,228
Service Area Sq. Miles 1,898
Other Areas Served:
 New Jersey Non-UZA, Vineland, NJ, Atlantic City--Ocean City--Villas, NJ, Philadelphia, PA--NJ--DE--MD

Assets

Revenue Vehicles 27
Service Vehicles 4
Facilities 0

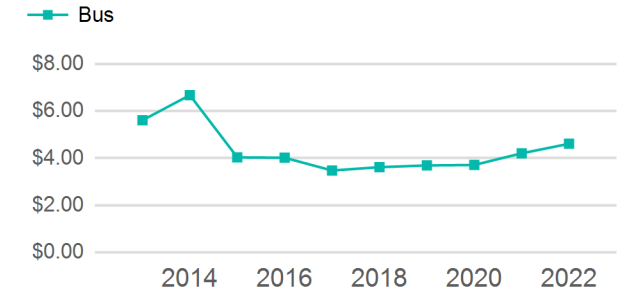
Service Consumed

Annual Unlinked Trips (UPT) 119,097

Service Supplied

Annual Vehicle Revenue Miles (VRM) 601,171
Annual Vehicle Revenue Hours (VRH) 38,385
Vehicles Operated in Maximum Service (VOMS) 28

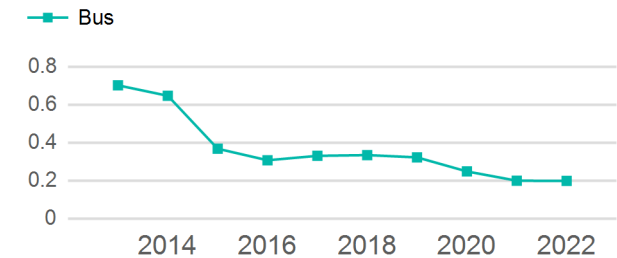
Operating Expenses per Vehicle Revenue Mile



Modal Characteristics

Mode	Annual Unlinked Passenger Trips	Directly Operated VOMS	Purchased Transportation VOMS	Annual Vehicle Revenue Miles	Annual Vehicle Revenue Hours
Bus	119,097	28	0	601,171	38,385
Total	119,097	28	0	601,171	38,385

Unlinked Passenger Trip per Vehicle Revenue Mile



Metrics

Service Efficiency

Service Effectiveness

Mode	OE per VRM	OE per VRH	UPT per VRM	UPT per VRH	OE per UPT
Bus	\$4.61	\$72.21	0.2	3.1	\$23.27
Total	\$4.61	\$72.21	0.2	3.1	\$23.27

2022 Annual Agency Profile - South Jersey Transportation Authority (NTD ID 20200)

2022 Funding Breakdown

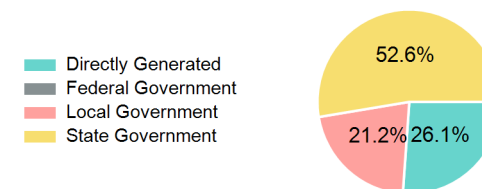
Summary of Operating Expenses (OE)

Mode	Operating Expenses	Fare Revenues
Bus	\$2,771,718	\$0
Total	\$2,771,718	\$0

Sources of Operating Funds Expended

Directly Generated	\$724,457
Federal Government	\$0
Local Government	\$588,663
State Government	\$1,458,598
Total Operating Funds Expended	\$2,771,718

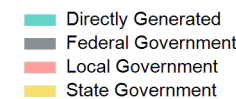
Operating Funding Sources



Capital Funding Sources

Sources of Capital Funds Expended

Directly Generated	\$0
Federal Government	\$0
Local Government	\$0
State Government	\$0
Total Capital Funds Expended	\$0



2022 Asset Management

Transit Asset Management (TAM) Tier: Tier II TAM Sponsor NTD ID: 2R01

Metrics

2022 Performance Measure - Asset - 2023 Target (% not in State of Good Repair)

Mode	Average Fleet Age in Years
Bus	3.4