

2022 Annual Agency Profile - County of Cumberland (NTD ID 20201)

Mailing Address: 164 WEST BROAD ST
BRIDGETON, NJ 08302-2458

Website: <http://www.ccoel.org/>

Geographic Coverage

Primary Urbanized/Rural Area Vineland, NJ
Service Area Population 154,152
Service Area Sq. Miles 678
Other Areas Served:
 New Jersey Non-UZA, Vineland, NJ

Assets

Revenue Vehicles 7
Service Vehicles 0
Facilities 0

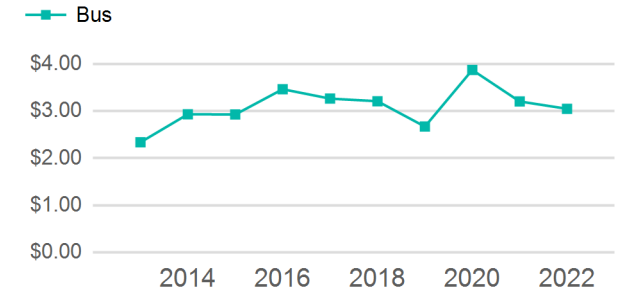
Service Consumed

Annual Unlinked Trips (UPT) 24,575

Service Supplied

Annual Vehicle Revenue Miles (VRM) 144,629
Annual Vehicle Revenue Hours (VRH) 8,904
Vehicles Operated in Maximum Service (VOMS) 5

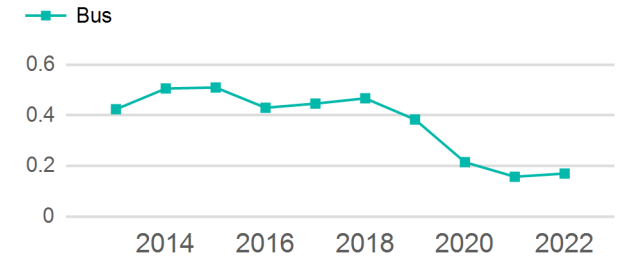
Operating Expenses per Vehicle Revenue Mile



Modal Characteristics

Mode	Annual Unlinked Passenger Trips	Directly Operated VOMS	Purchased Transportation VOMS	Annual Vehicle Revenue Miles	Annual Vehicle Revenue Hours
Bus	24,575	5	0	144,629	8,904
Total	24,575	5	0	144,629	8,904

Unlinked Passenger Trip per Vehicle Revenue Mile



Mode	Service Efficiency		Service Effectiveness		
	OE per VRM	OE per VRH	UPT per VRM	UPT per VRH	OE per UPT
Bus	\$3.05	\$49.49	0.2	2.8	\$17.93
Total	\$3.05	\$49.49	0.2	2.8	\$17.93

2022 Annual Agency Profile - County of Cumberland (NTD ID 20201)

2022 Funding Breakdown

Summary of Operating Expenses (OE)

Mode	Operating Expenses	Fare Revenues
Bus	\$440,666	\$0
Total	\$440,666	\$0

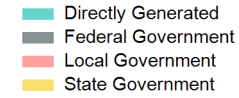
Sources of Operating Funds Expended

Directly Generated	\$50,772
Federal Government	\$220,333
Local Government	\$2,348
State Government	\$167,213
Total Operating Funds Expended	\$440,666

Operating Funding Sources



Capital Funding Sources



Sources of Capital Funds Expended

Directly Generated	\$0
Federal Government	\$0
Local Government	\$0
State Government	\$0
Total Capital Funds Expended	\$0

2022 Asset Management

Transit Asset Management (TAM) Tier: Tier II TAM Sponsor NTD ID: 2R01

Metrics

2022 Performance Measure - Asset - 2023 Target (% not in State of Good Repair)

Mode	Average Fleet Age in Years
Bus	7.3