

# 2022 Annual Agency Profile - City of Mechanicville (NTD ID 20213)

**Mailing Address:** 36 N Main St  
Mechanicville, NY 12118-1988

**Website:** <http://www.mechanicvilleny.gov>

## Geographic Coverage

**Primary Urbanized/Rural Area** New York Non-UZA  
**Service Area Population** 5,107  
**Service Area Sq. Miles** 1  
**Other Areas Served:**  
 New York Non-UZA

## Assets

**Revenue Vehicles** 2  
**Service Vehicles** 0  
**Facilities** 0

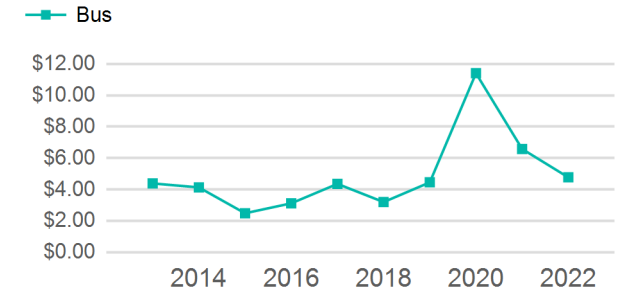
## Service Consumed

**Annual Unlinked Trips (UPT)** 4,444

## Service Supplied

**Annual Vehicle Revenue Miles (VRM)** 6,165  
**Annual Vehicle Revenue Hours (VRH)** 1,140  
**Vehicles Operated in Maximum Service (VOMS)** 2

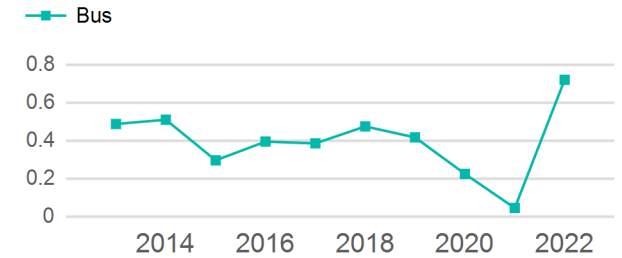
## Operating Expenses per Vehicle Revenue Mile



## Modal Characteristics

Mode	Annual Unlinked Passenger Trips	Directly Operated VOMS	Purchased Transportation VOMS	Annual Vehicle Revenue Miles	Annual Vehicle Revenue Hours
Bus	4,444	2	0	6,165	1,140
<b>Total</b>	<b>4,444</b>	<b>2</b>	<b>0</b>	<b>6,165</b>	<b>1,140</b>

## Unlinked Passenger Trip per Vehicle Revenue Mile



## Metrics

### Service Efficiency

### Service Effectiveness

Mode	OE per VRM	OE per VRH	UPT per VRM	UPT per VRH	OE per UPT
Bus	\$4.78	\$25.84	0.7	3.9	\$6.63
<b>Total</b>	<b>\$4.78</b>	<b>\$25.84</b>	<b>0.7</b>	<b>3.9</b>	<b>\$6.63</b>

# 2022 Annual Agency Profile - City of Mechanicville (NTD ID 20213)

## 2022 Funding Breakdown

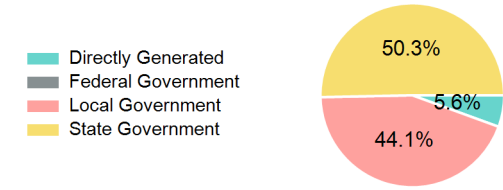
### Summary of Operating Expenses (OE)

Mode	Operating Expenses	Fare Revenues
Bus	\$29,463	\$1,636
<b>Total</b>	<b>\$29,463</b>	<b>\$1,636</b>

### Sources of Operating Funds Expended

Directly Generated	\$1,636
Federal Government	\$0
Local Government	\$13,001
State Government	\$14,826
<b>Total Operating Funds Expended</b>	<b>\$29,463</b>

### Operating Funding Sources



### Capital Funding Sources

### Sources of Capital Funds Expended

Directly Generated	\$0
Federal Government	\$0
Local Government	\$0
State Government	\$0
<b>Total Capital Funds Expended</b>	<b>\$0</b>



## 2022 Asset Management

Transit Asset Management (TAM) Tier Tier II

TAM Sponsor NTD ID

### Metrics

2022 Performance Measure - Asset - 2023 Target  
(% not in State of Good Repair)

Mode	Average Fleet Age in Years
Bus	9.5