

2022 Annual Agency Profile - Town of Warwick dba Warwick Dial A Bus (NTD ID 20214)

Mailing Address: 132 KINGS HWY
WARWICK, NY 10990-3115

Website: <https://www.townofwarwick.org/municipal-transit/>

Geographic Coverage

Primary Urbanized/Rural Area New York Non-UZA
Service Area Population 32,027
Service Area Sq. Miles 101
Other Areas Served:
 New York Non-UZA, Middletown, NY

Assets

Revenue Vehicles 14
Service Vehicles 0
Facilities 1

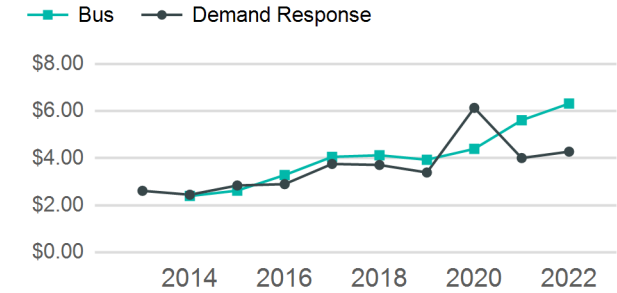
Service Consumed

Annual Unlinked Trips (UPT) 22,036

Service Supplied

Annual Vehicle Revenue Miles (VRM) 106,836
Annual Vehicle Revenue Hours (VRH) 7,864
Vehicles Operated in Maximum Service (VOMS) 5

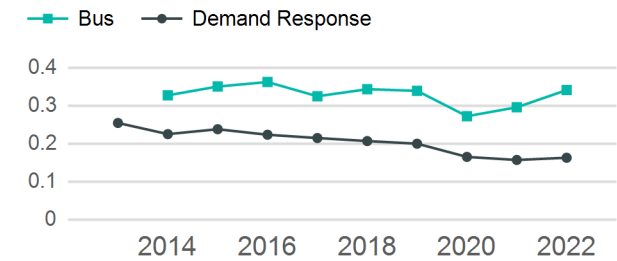
Operating Expenses per Vehicle Revenue Mile



Modal Characteristics

Mode	Annual Unlinked Passenger Trips	Directly Operated VOMS	Purchased Transportation VOMS	Annual Vehicle Revenue Miles	Annual Vehicle Revenue Hours
Demand Response	13,170	4	0	80,847	5,454
Bus	8,866	1	0	25,989	2,410
Total	22,036	5	0	106,836	7,864

Unlinked Passenger Trip per Vehicle Revenue Mile



Metrics

Service Efficiency

Service Effectiveness

Mode	OE per VRM	OE per VRH	UPT per VRM	UPT per VRH	OE per UPT
Demand Response	\$8.55	\$126.78	0.2	2.4	\$52.50
Bus	\$12.63	\$136.24	0.3	3.7	\$37.03
Total	\$9.55	\$129.68	0.2	2.8	\$46.28

2022 Annual Agency Profile - Town of Warwick dba Warwick Dial A Bus (NTD ID 20214)

2022 Funding Breakdown

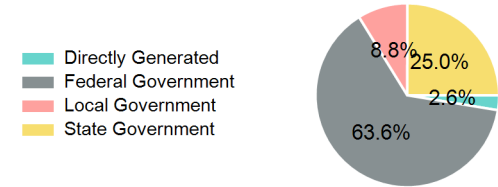
Summary of Operating Expenses (OE)

Mode	Operating Expenses	Fare Revenues
Demand Response	\$691,458	\$16,842
Bus	\$328,346	\$9,619
Total	\$1,019,804	\$26,461

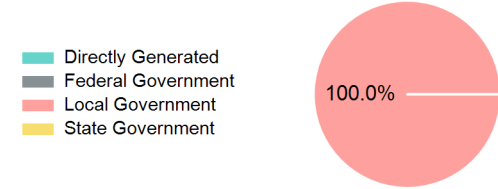
Sources of Operating Funds Expended

Directly Generated	\$26,461
Federal Government	\$648,593
Local Government	\$90,067
State Government	\$254,683
Total Operating Funds Expended	\$1,019,804

Operating Funding Sources



Capital Funding Sources



Sources of Capital Funds Expended

Directly Generated	\$0
Federal Government	\$0
Local Government	\$20,438
State Government	\$0
Total Capital Funds Expended	\$20,438

2022 Asset Management

Transit Asset Management (TAM) Tier: Tier II TAM Sponsor NTD ID: A0023

Metrics

2022 Performance Measure - Asset - 2023 Target (% not in State of Good Repair)

Mode	Average Fleet Age in Years
Demand Response	2.7
Bus	2.7