

2022 Annual Agency Profile - A&C Bus Corporation & Montgomery & Westside Owners Association (NTD ID 20219)

Mailing Address: 430 Danforth Avenue
Jersey City, NJ 07305

Website: <http://www.acbuscorp.com/>

Geographic Coverage

Primary Urbanized/Rural Area New York--Jersey City--Newark, NY--NJ
Service Area Population 258,523
Service Area Sq. Miles 13
Other Areas Served:

Service Consumed

Annual Unlinked Trips (UPT) 3,333,548

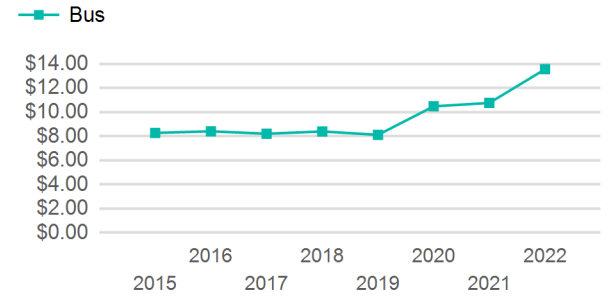
Assets

Revenue Vehicles 27
Service Vehicles 0
Facilities 0

Service Supplied

Annual Vehicle Revenue Miles (VRM) 375,117
Annual Vehicle Revenue Hours (VRH) 55,164
Vehicles Operated in Maximum Service (VOMS) 27

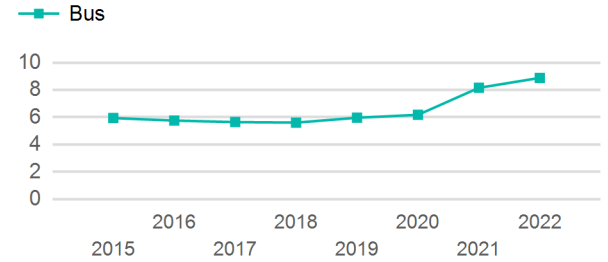
Operating Expenses per Vehicle Revenue Mile



Modal Characteristics

Mode	Annual Unlinked Passenger Trips	Directly Operated VOMS	Purchased Transportation VOMS	Annual Vehicle Revenue Miles	Annual Vehicle Revenue Hours
Bus	3,333,548	27	0	375,117	55,164
Total	3,333,548	27	0	375,117	55,164

Unlinked Passenger Trip per Vehicle Revenue Mile



Metrics

Service Efficiency

Service Effectiveness

Mode	OE per VRM	OE per VRH	UPT per VRM	UPT per VRH	OE per UPT
Bus	\$13.56	\$92.19	8.9	60.4	\$1.53
Total	\$13.56	\$92.19	8.9	60.4	\$1.53

2022 Annual Agency Profile - A&C Bus Corporation & Montgomery & Westside Owners Association (NTD ID 20219)

2022 Funding Breakdown

Summary of Operating Expenses (OE)

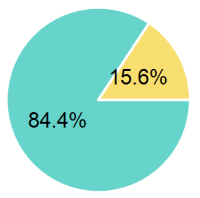
Mode	Operating Expenses	Fare Revenues
Bus	\$5,085,567	\$4,206,488
Total	\$5,085,567	\$4,206,488

Sources of Operating Funds Expended

Directly Generated	\$4,289,722
Federal Government	\$0
Local Government	\$0
State Government	\$795,845
Total Operating Funds Expended	\$5,085,567

Operating Funding Sources

- Directly Generated
- Federal Government
- Local Government
- State Government



Capital Funding Sources

- Directly Generated
- Federal Government
- Local Government
- State Government

Sources of Capital Funds Expended

Directly Generated	\$0
Federal Government	\$0
Local Government	\$0
State Government	\$0
Total Capital Funds Expended	\$0

2022 Asset Management

Transit Asset Management (TAM) Tier Tier II

TAM Sponsor NTD ID

Metrics

2022 Performance Measure - Asset - 2023 Target (% not in State of Good Repair)

Mode	Average Fleet Age in Years
Bus	9.2