

# 2022 Annual Agency Profile - Greene County (NTD ID 20931)

**Mailing Address:** 411 MAIN ST  
CATSKILL, NY 12414-1363

**Website:** <http://www.greenegovernment.com/>

## Service Consumed

Annual Unlinked Trips (UPT) 13,789

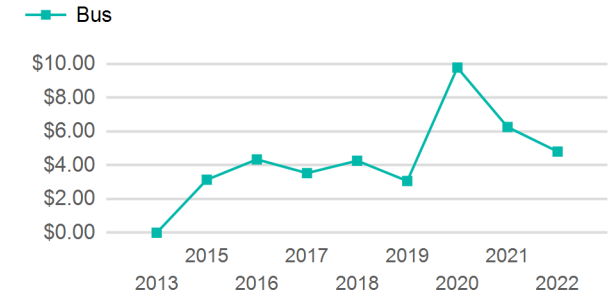
## Assets

Revenue Vehicles 10  
Service Vehicles 0  
Facilities 0

## Service Supplied

Annual Vehicle Revenue Miles (VRM) 189,774  
Annual Vehicle Revenue Hours (VRH) 8,884  
Vehicles Operated in Maximum Service (VOMS) 9

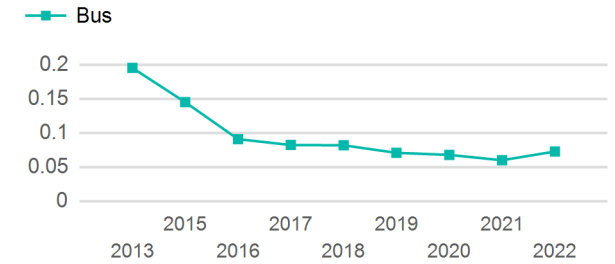
## Operating Expenses per Vehicle Revenue Mile



## Modal Characteristics

Mode	Annual Unlinked Passenger Trips	Directly Operated VOMS	Purchased Transportation VOMS	Annual Vehicle Revenue Miles	Annual Vehicle Revenue Hours
Bus	13,789	0	9	189,774	8,884
<b>Total</b>	<b>13,789</b>	<b>0</b>	<b>9</b>	<b>189,774</b>	<b>8,884</b>

## Unlinked Passenger Trip per Vehicle Revenue Mile



## Metrics

### Service Efficiency

### Service Effectiveness

Mode	OE per VRM	OE per VRH	UPT per VRM	UPT per VRH	OE per UPT
Bus	\$4.81	\$102.70	0.1	1.6	\$66.17
<b>Total</b>	<b>\$4.81</b>	<b>\$102.70</b>	<b>0.1</b>	<b>1.6</b>	<b>\$66.17</b>

# 2022 Annual Agency Profile - Greene County (NTD ID 20931)

## 2022 Funding Breakdown

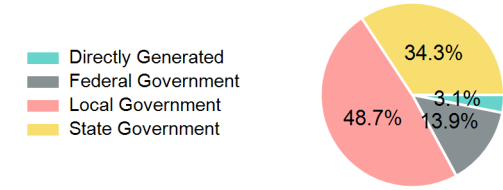
### Summary of Operating Expenses (OE)

Mode	Operating Expenses	Fare Revenues
Bus	\$912,376	\$21,151
<b>Total</b>	<b>\$912,376</b>	<b>\$21,151</b>

### Sources of Operating Funds Expended

Directly Generated	\$28,405
Federal Government	\$127,000
Local Government	\$443,969
State Government	\$313,002
<b>Total Operating Funds Expended</b>	<b>\$912,376</b>

### Operating Funding Sources



### Capital Funding Sources

### Sources of Capital Funds Expended

Directly Generated	\$0
Federal Government	\$0
Local Government	\$0
State Government	\$0
<b>Total Capital Funds Expended</b>	<b>\$0</b>



## 2022 Asset Management

Transit Asset Management (TAM) Tier: Tier II TAM Sponsor NTD ID: 2R02

### Metrics

### 2022 Performance Measure - Asset - 2023 Target (% not in State of Good Repair)

Equipment - Automobiles - 40%
Equipment - Trucks and other Rubber Tire Vehicles - 40%
Facility - Administrative / Maintenance Facilities - 20%
Facility - Passenger / Parking Facilities - 0%
Rolling Stock - BR - Over-the-road Bus - 0%
Rolling Stock - BU - Bus - 22%
Rolling Stock - CU - Cutaway - 40%
Rolling Stock - MV - Minivan - 0%
Rolling Stock - VN - Van - 0%

Mode	Average Fleet Age in Years
Bus	0.8