

2022 Annual Agency Profile - Montgomery County (NTD ID 20952)

Mailing Address: 20 PARK ST
FONDA, NY 12068-4830

Website: <http://www.co.montgomery.ny.us>

Service Consumed

Annual Unlinked Trips (UPT) 14,238

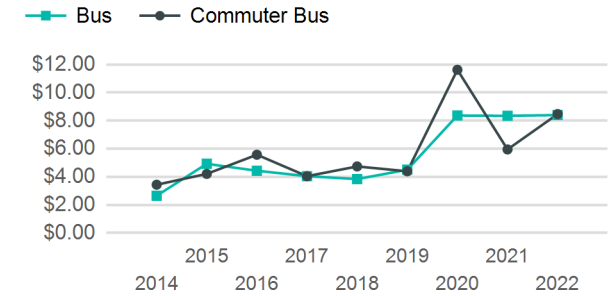
Service Supplied

Annual Vehicle Revenue Miles (VRM) 77,043

Annual Vehicle Revenue Hours (VRH) 2,746

Vehicles Operated in Maximum Service (VOMS) 5

Operating Expenses per Vehicle Revenue Mile



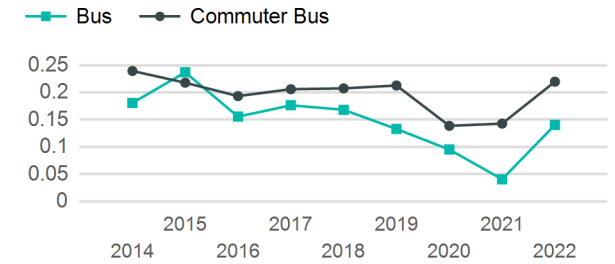
Assets

Revenue Vehicles	5
Service Vehicles	0
Facilities	0

Modal Characteristics

Mode	Annual Unlinked Passenger Trips	Directly Operated VOMS	Purchased Transportation VOMS	Annual Vehicle Revenue Miles	Annual Vehicle Revenue Hours
Commuter Bus	9,456	0	3	42,999	979
Bus	4,782	0	2	34,044	1,767
Total	14,238	0	5	77,043	2,746

Unlinked Passenger Trip per Vehicle Revenue Mile



Metrics

Service Efficiency

Service Effectiveness

Mode	OE per VRM	OE per VRH	UPT per VRM	UPT per VRH	OE per UPT
Commuter Bus	\$8.47	\$372.08	0.2	9.7	\$38.52
Bus	\$8.40	\$161.84	0.1	2.7	\$59.80
Total	\$8.44	\$236.79	0.2	5.2	\$45.67

2022 Annual Agency Profile - Montgomery County (NTD ID 20952)

2022 Funding Breakdown

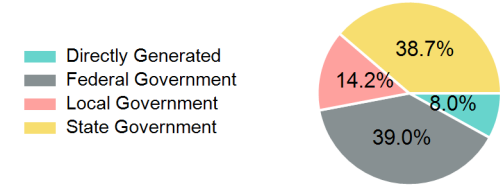
Summary of Operating Expenses (OE)

Mode	Operating Expenses	Fare Revenues
Commuter Bus	\$364,266	\$45,965
Bus	\$285,971	\$6,279
Total	\$650,237	\$52,244

Sources of Operating Funds Expended

Directly Generated	\$52,244
Federal Government	\$253,550
Local Government	\$92,499
State Government	\$251,944
Total Operating Funds Expended	\$650,237

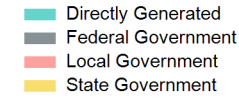
Operating Funding Sources



Capital Funding Sources

Sources of Capital Funds Expended

Directly Generated	\$0
Federal Government	\$0
Local Government	\$0
State Government	\$0
Total Capital Funds Expended	\$0



2022 Asset Management

Transit Asset Management (TAM) Tier Tier II TAM Sponsor NTD ID 2R02

Metrics

2022 Performance Measure - Asset - 2023 Target (% not in State of Good Repair)

Equipment - Automobiles - 40%
Equipment - Trucks and other Rubber Tire Vehicles - 40%
Facility - Administrative / Maintenance Facilities - 20%
Facility - Passenger / Parking Facilities - 0%
Rolling Stock - BR - Over-the-road Bus - 0%
Rolling Stock - BU - Bus - 22%
Rolling Stock - CU - Cutaway - 40%
Rolling Stock - MV - Minivan - 0%
Rolling Stock - VN - Van - 0%

Mode	Average Fleet Age in Years
Commuter Bus	0.0
Bus	0.0