

2022 Annual Agency Profile - Town of Goshen (NTD ID 20954)

Mailing Address: 124 Main St
Goshen, NY 10924

Website: <http://www.orangecountygov.com>

Service Consumed

Annual Unlinked Trips (UPT) 4,150

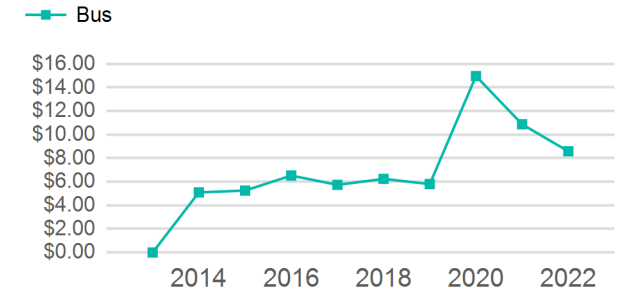
Assets

Revenue Vehicles 2
Service Vehicles 0
Facilities 0

Service Supplied

Annual Vehicle Revenue Miles (VRM) 22,829
Annual Vehicle Revenue Hours (VRH) 1,880
Vehicles Operated in Maximum Service (VOMS) 2

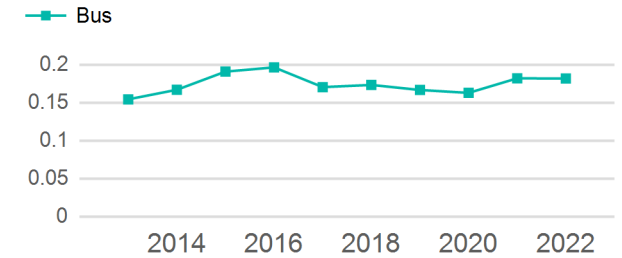
Operating Expenses per Vehicle Revenue Mile



Modal Characteristics

Mode	Annual Unlinked Passenger Trips	Directly Operated VOMS	Purchased Transportation VOMS	Annual Vehicle Revenue Miles	Annual Vehicle Revenue Hours
Bus	4,150	2	0	22,829	1,880
Total	4,150	2	0	22,829	1,880

Unlinked Passenger Trip per Vehicle Revenue Mile



Metrics

Service Efficiency

Service Effectiveness

Mode	OE per VRM	OE per VRH	UPT per VRM	UPT per VRH	OE per UPT
Bus	\$8.58	\$104.24	0.2	2.2	\$47.22
Total	\$8.58	\$104.24	0.2	2.2	\$47.22

2022 Annual Agency Profile - Town of Goshen (NTD ID 20954)

2022 Funding Breakdown

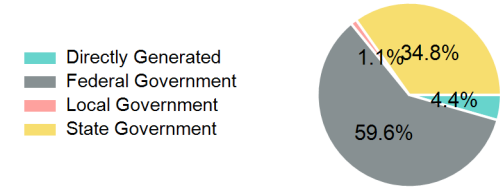
Summary of Operating Expenses (OE)

Mode	Operating Expenses	Fare Revenues
Bus	\$195,963	\$8,652
Total	\$195,963	\$8,652

Sources of Operating Funds Expended

Directly Generated	\$8,652
Federal Government	\$116,884
Local Government	\$2,142
State Government	\$68,285
Total Operating Funds Expended	\$195,963

Operating Funding Sources



Capital Funding Sources

Sources of Capital Funds Expended

Directly Generated	\$0
Federal Government	\$0
Local Government	\$0
State Government	\$0
Total Capital Funds Expended	\$0



2022 Asset Management

Transit Asset Management (TAM) Tier: Tier II TAM Sponsor NTD ID: 2R02

Metrics

2022 Performance Measure - Asset - 2023 Target (% not in State of Good Repair)

Equipment - Automobiles - 40%
 Equipment - Trucks and other Rubber Tire Vehicles - 40%
 Facility - Administrative / Maintenance Facilities - 20%
 Facility - Passenger / Parking Facilities - 0%
 Rolling Stock - BR - Over-the-road Bus - 0%
 Rolling Stock - BU - Bus - 22%
 Rolling Stock - CU - Cutaway - 40%
 Rolling Stock - MV - Minivan - 0%
 Rolling Stock - VN - Van - 0%

Mode	Average Fleet Age in Years
Bus	8.5