

2022 Annual Agency Profile - Fulton County (NTD ID 20964)

Mailing Address: 223 W MAIN ST
JOHNSTOWN, NY 12095-2309

Website: <https://www.browncoach.com/commuters>

Service Consumed

Annual Unlinked Trips (UPT) 10,039

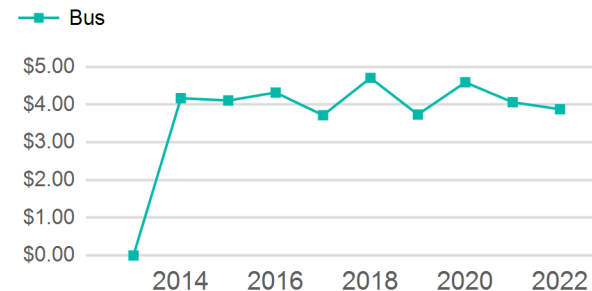
Assets

Revenue Vehicles 2
Service Vehicles 0
Facilities 0

Service Supplied

Annual Vehicle Revenue Miles (VRM) 70,150
Annual Vehicle Revenue Hours (VRH) 3,489
Vehicles Operated in Maximum Service (VOMS) 1

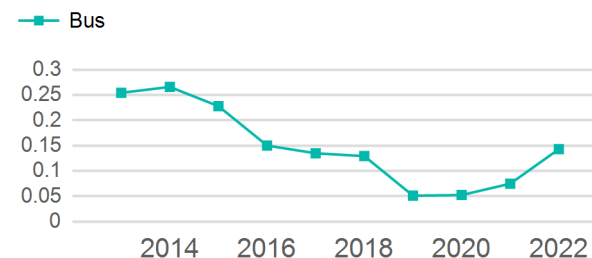
Operating Expenses per Vehicle Revenue Mile



Modal Characteristics

Mode	Annual Unlinked Passenger Trips	Directly Operated VOMS	Purchased Transportation VOMS	Annual Vehicle Revenue Miles	Annual Vehicle Revenue Hours
Bus	10,039	0	1	70,150	3,489
Total	10,039	0	1	70,150	3,489

Unlinked Passenger Trip per Vehicle Revenue Mile



Metrics

Mode	Service Efficiency		Service Effectiveness		
	OE per VRM	OE per VRH	UPT per VRM	UPT per VRH	OE per UPT
Bus	\$3.88	\$77.95	0.1	2.9	\$27.09
Total	\$3.88	\$77.95	0.1	2.9	\$27.09

2022 Annual Agency Profile - Fulton County (NTD ID 20964)

2022 Funding Breakdown

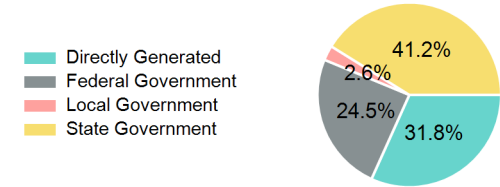
Summary of Operating Expenses (OE)

Mode	Operating Expenses	Fare Revenues
Bus	\$271,974	\$18,124
Total	\$271,974	\$18,124

Sources of Operating Funds Expended

Directly Generated	\$86,383
Federal Government	\$66,500
Local Government	\$7,087
State Government	\$112,004
Total Operating Funds Expended	\$271,974

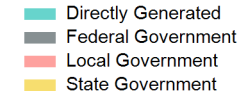
Operating Funding Sources



Capital Funding Sources

Sources of Capital Funds Expended

Directly Generated	\$0
Federal Government	\$0
Local Government	\$0
State Government	\$0
Total Capital Funds Expended	\$0



2022 Asset Management

Transit Asset Management (TAM) Tier	Tier II	TAM Sponsor NTD ID	2R02
--	---------	---------------------------	------

Metrics

2022 Performance Measure - Asset - 2023 Target (% not in State of Good Repair)

Equipment - Automobiles - 40%
Equipment - Trucks and other Rubber Tire Vehicles - 40%
Facility - Administrative / Maintenance Facilities - 20%
Facility - Passenger / Parking Facilities - 0%
Rolling Stock - BR - Over-the-road Bus - 0%
Rolling Stock - BU - Bus - 22%
Rolling Stock - CU - Cutaway - 40%
Rolling Stock - MV - Minivan - 0%
Rolling Stock - VN - Van - 0%

Mode	Average Fleet Age in Years
Bus	0.0