

2022 Annual Agency Profile - Wyoming Transit Service (NTD ID 20980)

Mailing Address: 18 West Buffalo St
Warsaw, NY 14569

Website: <https://www.myrts.com>

Service Consumed

Annual Unlinked Trips (UPT) 51,147

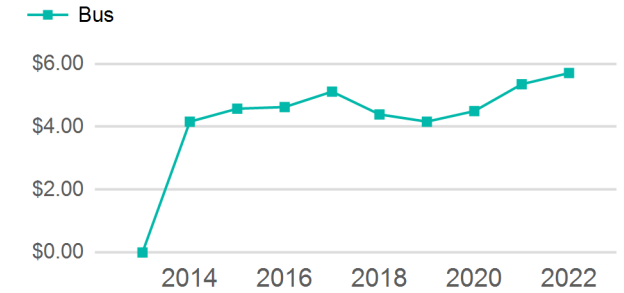
Assets

Revenue Vehicles 17
Service Vehicles 0
Facilities 0

Service Supplied

Annual Vehicle Revenue Miles (VRM) 293,585
Annual Vehicle Revenue Hours (VRH) 14,588
Vehicles Operated in Maximum Service (VOMS) 14

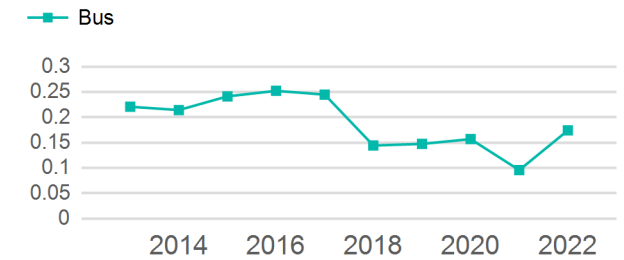
Operating Expenses per Vehicle Revenue Mile



Modal Characteristics

Mode	Annual Unlinked Passenger Trips	Directly Operated VOMS	Purchased Transportation VOMS	Annual Vehicle Revenue Miles	Annual Vehicle Revenue Hours
Bus	51,147	14	0	293,585	14,588
Total	51,147	14	0	293,585	14,588

Unlinked Passenger Trip per Vehicle Revenue Mile



Mode	Service Efficiency		Service Effectiveness		
	OE per VRM	OE per VRH	UPT per VRM	UPT per VRH	OE per UPT
Bus	\$5.71	\$114.89	0.2	3.5	\$32.77
Total	\$5.71	\$114.89	0.2	3.5	\$32.77

2022 Annual Agency Profile - Wyoming Transit Service (NTD ID 20980)

2022 Funding Breakdown

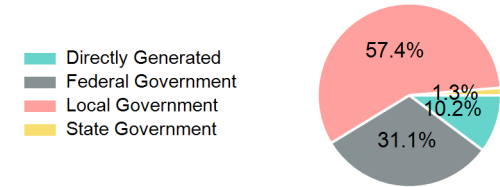
Summary of Operating Expenses (OE)

Mode	Operating Expenses	Fare Revenues
Bus	\$1,675,988	\$19,974
Total	\$1,675,988	\$19,974

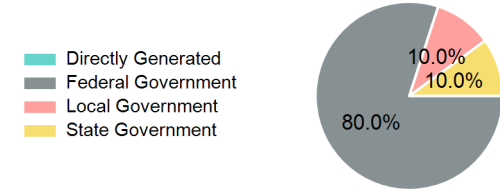
Sources of Operating Funds Expended

Directly Generated	\$171,112
Federal Government	\$521,000
Local Government	\$961,953
State Government	\$21,923
Total Operating Funds Expended	\$1,675,988

Operating Funding Sources



Capital Funding Sources



Sources of Capital Funds Expended

Directly Generated	\$0
Federal Government	\$196,296
Local Government	\$24,537
State Government	\$24,537
Total Capital Funds Expended	\$245,370

2022 Asset Management

Transit Asset Management (TAM) Tier	Tier II	TAM Sponsor NTD ID	2R02
--	---------	---------------------------	------

Metrics

2022 Performance Measure - Asset - 2023 Target (% not in State of Good Repair)

Equipment - Automobiles - 40%
Equipment - Trucks and other Rubber Tire Vehicles - 40%
Facility - Administrative / Maintenance Facilities - 20%
Facility - Passenger / Parking Facilities - 0%
Rolling Stock - BR - Over-the-road Bus - 0%
Rolling Stock - BU - Bus - 22%
Rolling Stock - CU - Cutaway - 40%
Rolling Stock - MV - Minivan - 0%
Rolling Stock - VN - Van - 0%

Mode	Average Fleet Age in Years
Bus	4.9